



# Kansas City MG Post

## Newsletter of the Kansas City MG Car Club

Kansas City MG Post Vol: 45 Issue:2

# FEBRUARY 2026

### IN THIS ISSUE:

|                           |    |
|---------------------------|----|
| COMMUNITY EVENTS          | 3  |
| TECH VIDEOS               | 4  |
| SHOUT OUT                 | 5  |
| CLASSIC CAR TIPS          | 6  |
| MG LESSON LEARNED         | 9  |
| MIDGET MUMBLINGS          | 11 |
| HOT WHEEL RACING          | 12 |
| LENDING LIBRARY           | 13 |
| 2026 CLUB CALENDAR        | 15 |
| CLASSIC-FIEDS             | 20 |
| <b>REGALIA—NEW ITEMS!</b> | 25 |
| AND SO MUCH MORE!         |    |

### CLUB OFFICERS

**President:** Larry Taylor  
[president@kcmgccc.com](mailto:president@kcmgccc.com)

**Vice President/Events:**  
Tim Karman  
[vicepresident@kcmgccc.com](mailto:vicepresident@kcmgccc.com)  
[events@kcmgccc.com](mailto:events@kcmgccc.com)

**Treasurer:** Jeff Storms  
[treasurer@kcmgccc.com](mailto:treasurer@kcmgccc.com)

**Membership Chair:**  
Nancy Dannhauser  
[membership@kcmgccc.com](mailto:membership@kcmgccc.com)

**Regalia:** Susan Pittell  
[regalia@kcmgccc.com](mailto:regalia@kcmgccc.com)

**Rick Mills**  
[regalia@kcmgccc.com](mailto:regalia@kcmgccc.com)

**Newsletter Editor/Historian:**  
Monica Mills  
[newsletter@kcmgccc.com](mailto:newsletter@kcmgccc.com)

**Members at Large:**  
Chris Bouldin  
[membersatlarge@kcmgccc.com](mailto:membersatlarge@kcmgccc.com)

**Kayden Miller**  
[memb ersatlarge@kcmgccc.com](mailto:memb ersatlarge@kcmgccc.com)

## Presidential Briefing

*By Larry Taylor*

I want to thank everyone who attended our annual planning meeting, MOWOG, on January 13<sup>th</sup>, especially those who agreed to host an event. We have an exciting schedule of social, driving, technical, and community events planned with the expectation that more events will be added in the future. Some events are not yet on the calendar and the details of some are still pending, but here is the current rundown (subject to change):

**Social** – Socials (2<sup>nd</sup> Tues except Dec.), CRUMB Breakfast (3<sup>rd</sup> Tues), Ladies Luncheon (4<sup>th</sup> Wed), World of Racings (Monthly TBD), Hot Wheels Racing (New 2/21), Aristocrat Cruise (5/9), British Car Week Picnic (6/7), Croquet (6/11), Drive-in Movie (7/11), Chili Cook-Off (10/17), Christmas Party (12/5). Guy Fawkes and the Lake Garnett Picnic need a host and are currently uncertain.

**Driving** – Drive ‘n’ Dines (New 6/20, 7/18, 8/15), Alfa Club Drives (New 3/27, 6/6, 8/7), Olpe Chicken Run (4/11), SLIM Run (5/2-5/3), Flint Hills Drive (6/13), GOBMC Show (6/26 – 6/27), North American Council of MG Owners (8/24-8/27), Colorado Conclave (9/12), St Louis All British Show (9/18-9/19), Lake Garnett Revival (10/10-10/11), Brits In The Ozarks Show 10/22-10/24), FAT Run (10/31-11/1). The Rib Run Rally is currently uncertain. Other drives may “Pop-Up” from time to time.

**Technical** – PerTronix (2/28), Spring Tune-up (3/28), Mark Canaday’s (4/4), AFR Tuning (9/12). Additional tech sessions and garage tours will be scheduled as hosts volunteer.

**Community** - Brookside Parade (3/14), Martin City Parade (3/15), Great Car Show (4/19), Military Community Car Show (4/26), Olathe 4<sup>th</sup> Friday Cruise (5/22), Heartland All British Show (9/6). KCMGCC members are invited to submit favorite or special events for listing in the Community Outreach section of the newsletter. A complete list of local community Cars & Coffees, Cruises and Car Shows can be found on the Kansas City Auto Museum website at <https://kansascityautomuseum.com/event-finder/>

Thanks again to all those involved in organizing and hosting these events. Information regarding current and upcoming events will be published on the club calendar at <https://kcmgccc.com/events/> as they become available. If you are interested in hosting an event, or wish to provide updates or corrections, please contact Tim Karman or myself.

## ABOUT THE MG POST

The Kansas City MG Post is published monthly by the Kansas City MG Car Club. The KCMGCC is a member of the North American MGB Register and the American MGB Association, and is affiliated with the MG Owners Club, Cambridge, England. The MG Post is provided free to members. Opinions expressed herein are not necessarily those of the Club, the Club Officers, or the staff of the newsletter. Technical information is believed to be accurate; however, any repairs on mechanical advice is attempted at the reader's risk. The Club, Officers, or newsletter staff will not be responsible for any misinterpreted or incorrect technical information. If in doubt, consult a certified technician.

## NAMGAR

The Kansas City MG Car Club is a chapter of the North American MGA Register (NAMGAR). The Register was established in 1975, with the sole objective of promoting the restoration, preservation, and enjoyment of the MGA, Magnette, and their Variants. While NAMGAR started as a register of MGA's in North America, it soon became an organization to join, as evidenced from a membership roster of folks from all over the world! It immediately became the catalyst for very special social gatherings. NAMGAR is managed by unpaid volunteer Board and Staff members. They give their expertise and time freely in an effort to make NAMGAR the best MG club in the world.: Cost of membership in the NAMGAR is \$37.50 North America/\$52.50 International per year and unique dash plaque indicating your car's Register number, NAMGAR's award winning magazine, *MGA!*, six times a year and other benefits.

## NAMGBR

The Kansas City MG Car Club is a chapter of the North American MGB Register. The North American MGB Register was formed in 1990 to serve the needs of MG owners throughout the world. The Register's executive committee is elected by the Affiliated Chapters. Officers can only serve two consecutive terms which ensures that new people and fresh ideas are always available. Finances are open to inspection at any time and the Treasurer provides financial statements that show how the membership's money is spent. Officers and Registrars receive no financial remuneration for their duties, but volunteer out of the spirit of the marque.

The award-winning magazine *MG Driver* is published six times a year.

Cost of membership in the NAMGBR is \$30.00 per year and includes a dash plaque with your membership number, the *MG Driver* magazine, and other benefits. (see namgbr.org)

## PLEASE HOST A MEMBER GARAGE TOUR (MGT)

Anyone in the club can host an MGT. If you would like to show your garage or a car(s); need advice for a project or restoration; have a technical issue you would like to discuss; an improvement you would like to share; provide a forum for group discussion or just want to socialize, please sign up to host a MGT. All a host has to do is furnish the garage space and perhaps some coffee and doughnuts. MGTs generally are on a Saturday about 10:00 AM and may be followed by an optional lunch at a nearby restaurant afterward.

Please contact Larry Taylor at [president@kcmgcc.com](mailto:president@kcmgcc.com) to sign up.



**I NEED YOU TO  
HOST A GARAGE  
TOUR**

[President@kcmgcc.com](mailto:President@kcmgcc.com)

## Community Outreach Events

A complete list of local community Cars & Coffees, Cruises and Car Shows can be found on the Kansas City Auto Museum website at <https://kansascityautomuseum.com/event-finder/>

**We would like to include any events that you plan to attend or special fundraising events for your favorite charities or groups. Please email the date, name, website, or contact information and any other information for the event to [president@kcmgcc.com](mailto:president@kcmgcc.com). Publication deadline is the 25th of each month.**

---

**Fri – Sun, March 20-22.** Kansas City, MO World of Wheels. Kansas City Convention Center, 301 West 13th Street, 64105. For more information see <https://autorama.com/attend/kansas-city/>. (*Editor's Note – MG Club members Tom Berry, Rob Pittell, Brian Stevenson, and Larry Taylor will have their MGs on display.*)

**Saturday, April 4 – 8:00 am to 10:00 am.** Kansas City Automotive Museum Underground, 600 West 31st Street Kansas City, MO 64108. Don't miss our Cars & Coffee gatherings at The Underground on the first Saturday of each month! Enjoy free coffee and admission, while connecting with fellow car enthusiasts in a relaxed and welcoming environment. Let's keep it fun and safe—no burnouts, no reckless driving, and always respect the space and each other.

**Saturday, April 18 – 8:00 am to 10:00 am.** KC Auto Museum, 15095 W 116th Street Olathe, KS 66062. Join us for Cars & Coffee at the Kansas City Auto Museum every 3rd Saturday of the month. Enjoy complimentary coffee and explore the museum with reduced admission of just \$5. This monthly event is a great opportunity to connect with fellow car enthusiasts, admire a variety of vehicles, and experience the museum's automotive exhibits. Don't miss out on this exciting car meet-up and museum experience!

**Sunday, April 19 – 10:00 am to 1:00 pm.** 2026 Great Car Show, National WWI Museum & Memorial, 2 Memorial Dr., Kansas City, MO 64108. A benefit for the Kansas City Auto Museum. <https://kansascityautomuseum.com/events/the-great-car-show-2026/?occurrence=2026-04-19>

**Saturday, April 25 – 310 Main St., Belton, MO.** Cruisin' Main Street Belton welcomes car enthusiasts and car owners to join us the 4th Saturday of every month April through September to display/view classic cars. (From Kayden Miller). (<https://www.facebook.com/CruisinMainStreetBelton/>)

**Sunday, April 26th – 10:00 am to 3:00 pm.** Join us for a Military Community Car Show focused on raising awareness around military suicide prevention and supporting the mission of Support 22 Survivor. **Save the date; more information to follow.** *Editor's Note: MG Club Vice President Tim Karman is organizing this show. Please support this cause)*

**Saturday, May 9 – 12:00 Noon to 7:00 pm., Clinton, MO** Cruise Night. American Graffiti. Featuring Candy Clark (Debbie) and Mackenzie Phillips (Carol) from the movie. Free registration and admission. Registration begins at 4:00 PM. Milner's coupe and Falfa's '55, along with other movie tribute cars, will be present. [Show Flyer](#) (From Steve Olson)

# Tech Videos

Edited by Larry Taylor

*Editors Note: This months Tech Videos focus on electronic ignition conversions in anticipation of the PerTronix Tech Session on February 28th.*

## Pertronix Ignitor Install Lucas 25D4 Distributor (3:45)

<https://www.youtube.com/watch?v=a2aNxMInFis>

## MGB Electronic Ignition (11:00)

<https://www.youtube.com/watch?v=dTLs-n8zaAg>

## Pertronix Flamethrower Distributor Installed in 1977 MGB (31:13)

<https://www.youtube.com/watch?v=55nquizTjo>

*(Editor's note: You might want to skip the first 13 minutes of this video)*

## Late MGB ignition issue / common mistake (7:53)

<https://www.youtube.com/watch?v=xkm37t1ptgg>

## Is Electronic Ignition REALLY The Best Upgrade For Your Car? (7:42)

<https://www.youtube.com/watch?v=Fo1iaS5DQ04>

## Tech Video Comments

Share your thoughts on the featured videos for inclusion in next month's comments section. Also share any videos you have found helpful. Email comments and video links to [president@kcmgcc.com](mailto:president@kcmgcc.com) with "Tech Videos" or "TV" in the subject line.



## MEMBERSHIP STATUS

### Welcome new member:

Logan Patten who lives in Atlanta, KS and owns a '74 MG Midget and a '76 MG Midget.

**We have 167 members.**



KCMGCC members are encouraged to provide feedback on newsletter articles, club activities, and events, as well as to offer suggestions and share items of interest. Please submit your comments by the 25<sup>th</sup> of the month to [president@kcmgcc.com](mailto:president@kcmgcc.com) for inclusion in next month's Shout Out.

### **MGA/B Cylinder Heads Article**

Larry Taylor

Shout out to Tom Berry. His MGA/B Cylinder Heads article that appeared in our January Newsletter, has been selected to appear in *The MG Driver*, NAMGBR's bi-monthly magazine.

### **PerTronix Tech Session**

Larry Taylor

Andy Lee, the PerTronix ignition technical advisor, will do a tech session for the British car community at 10:00 am on Saturday, February 28<sup>th</sup> at Your Classic Ride, 2711 Warwick Trfwy, Kansas City, MO 64108, which is just south of Crown Center. Coffee and donuts will be provided. Optional lunch to follow. Watch for and RSVP to the Evite. Shout Outs to

**Cindy Smead** for arranging Andy Lee and **Ed Curry** for arranging Your Classic Ride.

### **Rebuilding My MGB Engine**

Kayden Miller

BIG Shout Out to Geoff Rollert for contributing his shop, tools, expertise, guidance, and assistance as I rebuild the engine on my MGB. I also want to thank others who have assisted including Tim Karman, Larry Taylor, Rick Mills, and especially my grandfather, Keith Miller.

### **Save the Date May 22<sup>nd</sup>**

Larry Taylor

The Olathe Chamber of Commerce has invited the Kansas City MG Club to display our cars at no cost on Friday evening, May 22<sup>nd</sup> from 5:30 pm to 9:00 pm at their Fourth Fridays event at the County Square in Downtown Olathe. This event is expected to draw 5,000 to 6,000 attendees, so it is a great opportunity to get our cars before the public. In addition to our cars, the event will feature live music, food trucks, vendor booths, beer and beverages. More information will follow in an Evite. See <https://fourthfridays.olathe.org> for more information.

### **Classic Car Restoration Tips & Tricks**

Larry Taylor

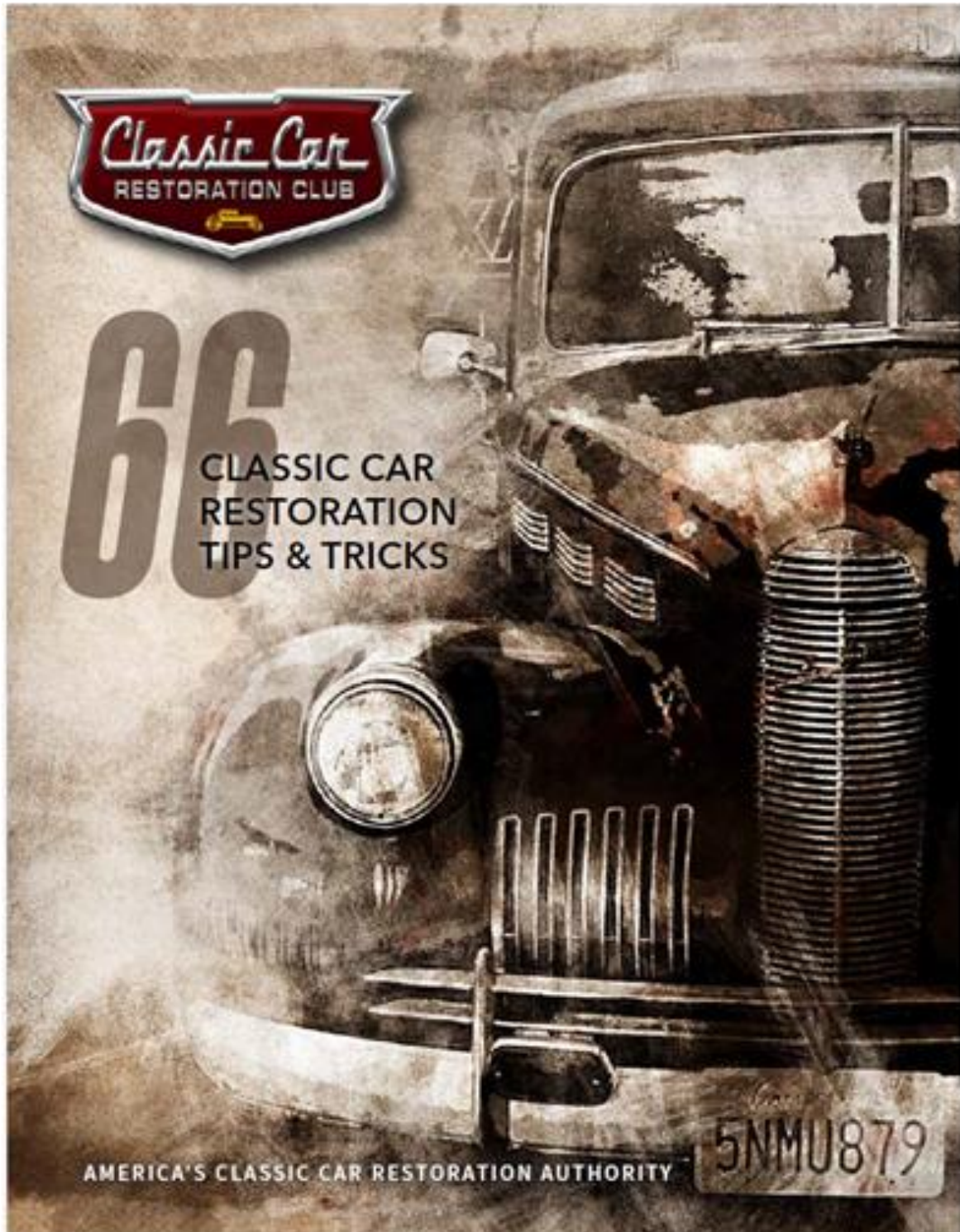
Shout Out to Steve Dupus for submitting the interesting and informative Classic Car Restoration Club's *Tips and Tricks* series in the December and in upcoming newsletters.



## Classic Car Restoration Tips & Tricks

*By Steve Dupus*

I got the following download from Eastwood and found it interesting. Some I knew, some I thought could be helpful. Maybe some of it could be useful to our club members. This will be a monthly Tips & Tricks until all 22 pages are published. I will put in two Tip pages at a time.



*(cont. on page 7)*

## Classic Car Restoration Tips & Tricks

(cont. from page 6)

This month: Tips 7-13



**CLASSIC CAR RESTORATION CLUB**  
ClassicCarRestorationClub.com

### 7. QUICK TAP

If you're inspecting a block prior to assembly or upon its return from the machine shop, you want to make sure all of the threads are clean and free of debris. To make a low-buck thread chaser, simply cut a groove up the side of a good bolt, and run it down the holes after blowing them out with shop air or scrubbing them with a rifle brush. The small debris in remaining the threads will get pushed into the notch, and you'll know the threads are clean and ready to reuse.

— Darrin Thorpe, MN



### 8. VACUUM LEAK FINDER

Pesky vacuum leaks can prevent even the best engines from running correctly. With the engine idling, spray a gentle mist of carb cleaner around the base of the carb and also around the entire circumference of the intake manifold. If you hear the engine gain rpm suddenly, you've found the source of a vacuum leak.

— Ed Goins, KS



### 9. DRIP RAIL TRIM REMOVAL

There is an easy way to remove the drip rail trim on many of the popular cars that my fellow car enthusiasts are working on in their garages, and I would bet most folks have one in a drawer somewhere in their kitchen. The common, yet infrequently used, can-opener is capable of making quick work of removing drip rail molding. Before attempting this, it is important to wrap the bottle-opener end in masking or electrical tape to prevent damage to the vehicle's paint or molding. To remove the molding, slide the wrapped end of the can-opener under the molding and apply pressure by gently prying against the molding.

— Benjamin Goodson, SC



### 10. DOUBLE CHECK

When using a master cylinder not originally intended for your specific application, or if converting from drum brakes to disc, it is important to know whether or not your current master cylinder already has check valves installed. Disc brakes require only 2 lbs. of residual pressure while drums require 10-12 lbs. of residual pressure. Incorrect residual pressure can result in a mushy pedal or premature brake wear. Not all master cylinders have check valves installed, requiring in-line check valves.

An easy way to check is to simply take the plastic tube off an aerosol can and insert it into the line openings. If it only goes in 1/4-inch and feels like you're pressing against rubber, it has a check valve. If the tube goes in 1/2-inch or more and bottoms out against a solid surface no check valves are installed.

— Gordy Kunst, WI

(cont. on page 8)

## Classic Car Restoration Tips & Tricks

(cont. from page 7)



**CLASSIC CAR RESTORATION CLUB**  
ClassicCarRestorationClub.com

### 11. NOT SO FAST

It's easy to get in a hurry in the garage and nothing is more fun than watching body filler dry, right? Don't rush the body filler! When body fillers cure the resins are forced out while the hardener migrates toward the surface of the car. Hardener and catalysts are commonly corrosive. Too much hardener in the mixture can actually result in a weakened bond and make repairs more susceptible to cracking. Don't do this work in direct sunlight either! The surface of the repair will dry sooner than the lower layers, and this could result in lower quality repairs. Let the body filler dry completely and at a steady rate to achieve the best results.

— Kendall Miller, ID

### 12. NOTES ON TAPE

When doing complex fabrication projects, it can become easy to forget specific dimensions and measurements from different areas of the project. A friend once showed me how he would cover the lower half of his tape measure with masking tape, and then use this to jot down little notes as he was building. The upper or lower half of most tape measures isn't normally marked or graduated, so there is nothing hidden by the presence of the masking tape. The tape wraps around the edge of the tape measure, so it will stick well and not work itself loose or get in the way. I've since begun using this idea when fabricating parts or chassis, and it's helped me recall specific dimensions without having to go back and remeasure. It's sure been a time saver for me.

— Will Joplin, IL



### 13. KEEP YOUR NOZZLE CLEAR

I'm sure many of us get frustrated when aerosol spray paint cans get clogged and prove unusable before they are empty. There are often instructions on the can to turn it upside down and spray it to clear the nozzle, but I've found this method doesn't always work well. I've had better luck soaking the paint can nozzles in paint thinner or using a pin to clear them. The best method I've seen yet is to use the nozzle on a can of spray lubricant, like WD-40 or something similar. This seems to clean them out quite well, and they are ready for further use. I also save a few "good" nozzles in my toolbox, and if I get one that doesn't work well on a can of spray paint or whatever, I have a few spares to try. I also save the "straw" extensions from spray lubricant cans to use with other products, like spray paint! It works well in tight spaces, like under the hood.

— J. T. Temple, IN



## From Machine Shop to Mystery: Another MG Lesson Learned

*By Tim Karman*

After a lot of hard work – and a “lot” of help from Geoff Rollert and Grayson – the engine finally came out of my MG. That alone deserves mention, because anyone who has pulled an engine knows it’s always so much easier to have help. With it out, the engine went off to the machine shop and then on to a full rebuild.

While that was happening, I convinced myself that once the engine came back, everything would be downhill from there. That was optimistic.

When the rebuilt engine returned, all that remained was reinstalling it and reconnecting everything; the heavy work was behind me. If you’ve never pulled an engine, here’s something they don’t warn you about: the little bits are many. Very many. Brackets, wires, hoses, grounds – each one small, each one essential.

While the engine was out, I decided to do what MG owners everywhere recognize as a dangerous phrase: “While I’m at it...”

This is the moment when you take on another project because access is good and it seems like it will save time. In my case, that project was painting the engine bay. I removed the wiring, pushed what I could out of the way, taped off the pieces I wasn’t removing, and – being unusually smart – took plenty of pictures before touching anything.

The painting went smoothly. The engine went back in smoothly. Confidence was high.

I began the long process of reconnecting parts and wiring, slowly working toward the moment when the rebuilt engine could finally be fired up. Eventually, everything looked ready. I turned the key. Nothing.

My first thought was power, so I flipped the headlight switch – a quick and dirty test. The headlights came on... and so did the starter. That’s a feature no MG ever came with!

I spent a long time studying wiring diagrams, tracing circuits, and trying to understand how I had managed to create a car where the headlights doubled as a starter switch. Nothing I read explained it. Then an old MG truth surfaced: most electrical problems are grounding problems.


Sure enough, there was one major ground I had not reconnected after painting the engine bay. I cleaned the contact points, bolted it back in place, and prepared to test again – making absolutely sure the car was not in gear.

I took a deep breath and flipped the headlight switch. The headlights came on. No starter. Encouraged, I turned the headlights off, turned the key, and the starter spun to life exactly as it should.

Lesson learned (again): when in doubt, check the grounds.

The rebuilt engine was finally ready to run, and I was reminded once more that MG ownership is about more than mechanical skill. It’s about patience, persistence, and occasionally being brought to a dead stop by a single forgotten wire.

And honestly, that’s part of why we love these cars.



## An MGB, Full Load, and a Night I'll Never Forget

By Tim Karman

There was a night, several years gone by, at the telling of this story. When I was working for Sears Home Services and using my MGB as a rolling showroom. And when I say rolling showroom, I mean *loaded*. In the car were samples that included a full-size demo window (which somehow fit behind the seats), roof shingles, a siding sample bag, a laptop computer, and a full carpet sample bag. The boot was packed to the brim and the passage area was, too – absolutely full.

One night, I was driving back from Springdale, Arkansas, heading west on Alt 412. No moon. Light cloud cover. Pitch black except for the headlights. Anyone who's driven that road knows it's a fantastic stretch – lots of curves, the kind that make an MG feel perfectly at home. That's not the part that made the night memorable.

As I came up on a curve that required slowing down to make it safely, I went to downshift. The moment I pushed in the clutch, the RPMs shot up instantly – four to five thousand in a heartbeat. I tapped the accelerator pedal and realized it was stuck... hard down, or very close to it.

Instinct took over. I shut the car off immediately and stood on the brakes, managing to bring the MG to a stop in the *one* place where there happened to be a shoulder.

Once my heart rate came back down, I grabbed a flashlight – dead. So I used the flashlight on my phone and started investigating. That's when I found the culprit: the throttle return spring had snapped.

With no spare parts, no light, and no roadside assistance coming to the rescue, it was time to improvise. To get to my tools, I had to unload the *entire* boot – every last sample – right there on the side of the highway. Using what I had on hand, I rigged up a makeshift “spring-ish” solution that would at least let me get home.

It wasn't pretty, but it worked.

That night reminded me of two things: first, an MG will carry more than anyone ever expects – and second, these cars have a way of turning ordinary drives into unforgettable stories. It's all part of the adventure we sign up for when we choose to drive them.

And honestly? I wouldn't trade that memory for anything.

## Midget Mumbblings

*By Steve Olson*

Lately I have noticed that I need to push the clutch pedal all the way to the floor to get the clutch to release. That would indicate that some part of the system isn't working as well as it once did, and I need to think about finding and fixing the problem before it leaves me stuck on the side of the road. There is no adjustment to be made since the hydraulics automatically compensate for any minute wear of the clutch disk. But there are several possible things that could fail.

The clutch pedal is a lever that takes input from your left leg. It pivots on a shaft and extends beyond the pivot to connect with a rod that pushes the plunger in the clutch master cylinder. As the pedal swings, your foot moves farther than the rod so your force is multiplied. The pivot for the lever can wear over time, but more often the pin that connects the rod to the lever is what wears away. This is a metal-on-metal joint that is not lubricated in any way. It was designed to last the life of the car without maintenance. Of course, our cars have exceeded the expected lifetime by decades. So the hole in the lever, and the saddle of the rod, will have worn and become elongated. The pin is made from harder material, so it likely shows most of the wear. In most cases, a new pin will eliminate enough of the slop. The clutch master cylinder is made of cast iron, so it often rusts and becomes pitted inside. And the rubber seal inside hardens over time and can't be expected to seal perfectly against the now rough metal. Rebuild kits are cheap, but won't fix pitted cylinders, so a new clutch master is usually a smart idea.

The hose that connects the clutch master to the slave must flex slightly each time the engine vibrates or moves on its rubber mounts. It won't last forever. If it doesn't look absolutely perfect, then it needs to be replaced.

The slave, like the master, has a rubber seal inside a cast iron cylinder. New ones go on sale for about \$10, so I don't try to rebuild mine.

Buying the components is the easy part of the job. Getting access to the bolts that hold them on will have your hands dirty and probably oozing blood. The brake fluid will be running up your arm into your armpit. Once the new parts are in place, you need to bleed the air out of the system. This is a simple two-person job that should only take a minute, but sometimes takes far longer and requires adult language and beverages. Such is the joy and the charm of maintaining a car that has been providing entertainment and transportation for more than four decades.

## KCMGCC Ladies Luncheon

*By Susan Pittell*

Our next Ladies Luncheon will be on Wednesday, February 25<sup>th</sup> at KIWAMI Ramen & Sushi in Overland Park.

**Please respond to the Evite so we know how many are coming for seating.**

We will determine future lunch sites as we go. Location suggestions are welcomed. If you have a restaurant suggestion, please contact Susan Pittell at 913-406-8128.

# Hot Wheels Racing



Really? Hot wheels racing? Whatever. I'm 77 years old. That's for kids. I'm not going to do that! What do I like? Friends, fun, and laughing? Well, yeah, I guess. Alright, I'll try it; what the heck.

This is what went through my mind when I went to my first meeting of the Leawood Pistons Custom and Classic Car Club, and they announced that at the next meeting, the "Great Hot Wheels Competitions" was scheduled.



I didn't really think anything about it until I was walking through Wal-Mart and happened by a display of Hot Wheels. Now I had to consider what was at hand here because for goodness sakes, if I was going to participate in this childish endeavor, I, of course, had to win! Carefully, I selected the vehicle that had to win, and there it was, a slight aura surrounding it: a blue Baja Bison T5, EV buggy.

Fast forward. It was a winner, due to dumb luck I'm sure. And below is the Trophy that travels with the winner until the next race.

So come and join us and visit you inner child. Bring your morning *racing drink*, or have a cup of coffee, a donut, and a few laughs with the club. We won't tell anyone that you had a good time playing with Hot Wheels. Bring your own car or Dennis, our host from the Leawood Pistons, will have some extras available for his cost.

**February 21, 2026, 10AM. Please RSVP to the Evite.**

John Brown's house, 18644 W 165<sup>th</sup> Terrace, Olathe KS.

## KCMGCC Lending Library

Our club has the books listed below available for members to borrow. We'll track checkouts and returns to ensure everyone gets a chance to read them. If you have books to donate or return, bring them to the next Social so others can benefit. To borrow, email me at [president@kcmgcc.com](mailto:president@kcmgcc.com) and I will bring your selected book to the Social or arrange pickup from my house. Many of these books may be previewed online by Googling the title and author.

1. **Auto Restoration from Junk to Jewel** by Burt Mills, 1980  
A detailed guide to restoring almost any old car to like new
2. **BMC and Leyland B-series Engine Data** by Lindsay Porter, 1985  
B-series, history, engine data, repairs & maintenance
3. **Girling Disc Brakes and Servicing** by Lucas Girling Limited  
Preventive and general maintenance
4. **Girling Drum Brakes and Servicing** by Lucas Girling Limited  
Preventive and general maintenance
5. **Guide to Purchase & DIY Restoration of MGB** by Lindsay Porter, 1985  
Complete guide to MGB purchase and D.I.Y restoration
6. **How to Restore Your Collector Car** by Tom Brownell, 1984  
A practical down-to-earth car restoration manual
7. **MG Great Marques Poster Book**, Chris Harvey, 1985  
Photos, descriptions and specification from Old Number One to the MGB
8. **MGA and Twin Cams 1955-1962** by RM Clarke  
Road Tests, comparison tests, driving reports, records & more
9. **MG Sports the Six Cylinder Cars** by Peter Garnier, 1978  
Descriptions, drawings, road tests of MG prewar 6-cylinder cars
10. **MG Parts Catalog Up to September 1976**, British Leyland UK Ltd, 1976  
Covers MG, MGB, Tourer, GT and V8
11. **MGA - A history & Restoration Guide** by Robert P. Vitrikas, 1980  
MGA Development, history, competition history & restoration guide
12. **MGA & MGB 1956 - 1979 Shop Manual** by Alan Ahlstrand, 1981  
Clymer Publications Shop Manual
13. **MGA 1500, 1600, Twin Cam** by F. Wilson McComb, 1983  
MGA history, development, competitions and specifications
14. **MGA Owner's Information & Technical Guide** by Todd A. Clarke, 1996  
Tips that complement other restoration guides.
15. **MGA Restoration Guide** by Malcolm Green, 1995  
Restoring body work, chassis, engine and trim etc. and more

*(cont. on page 14)*

## KCMGCC Lending Library

*(cont. from page 13)*

16. **MGA Workshop Manual**, British Motor Corporation, Ltd., 1958  
MGA factory manual Series MGA 1500, MGA 1600, MGA 1600 Mk II
17. **MGB Automotive Repair Manual** by John Fowler, 1989  
Haynes manual covers all MGB Roadster and GT Coupe with a 1798 cc engine
18. **MGB Owner's Survival Manual** by Jim Tyler, 1995  
MGB servicing and troubleshooting
19. **MGB The Illustrated History** by Jonathan Wood, 1994  
Illustrated history includes MGB, MGC, MGB GT V8, and MG RV8
20. **Original MGB w/ MGC and MGB GT V8** by Anders Ditlev Clausager,  
Restorer's guide to all Roadster and GT models 1962-1980
21. **SU Carburetors** by A. K. Legg, 1989  
Haynes SU tune-up, overhaul, specifications manual
22. **The Book of the Car** by Anders Ditlev Clausager  
History and development of the MG
23. **The Classic MG Yearbook 1973** by Richard L. Knudson, 1974  
Reports on outstanding MG events in 1973
24. **The Classic MG Yearbook 1974** by Richard L. Knudson, 1975  
Reports on outstanding MG events in 1974
25. **The MG Collection - The Post War Models** by Richard Monk, 1995  
MG photos, specifications and narrative from the TC to the MGF
26. **The Series MGA Workshop Manual** by The MG Car Company  
The official MGA factory shop manual
27. **Tune Up Your MGA-MGTD-MGTF Sports Car** by S. Russell Hawe, 1962  
Tune up guide for MGA, MG TD and MG TF
28. **Tuning S.U. Carburetors 3rd Edition** by Speedsport Motobooks, 1975  
SU Maintenance, tuning, needle specifications and more
29. **University Motors Press Technical Book** by John Twist et al, 2005  
Compilation of John Twist TECH-niques and other technical articles

**Books For Sale:** Selling my collection of books, mostly about MGs, plus a few other marques. Books in Good to Fine condition. If interested, email me at [MG48TCGRN@YAHOO.COM](mailto:MG48TCGRN@YAHOO.COM) and I'll send you a price list. I am a member of the Long Island MG Car Club and NAMGBR. Ed Goldberg (05/25)

## 2026 KCMGCC CALENDAR OF UPCOMING EVENTS

### February 2026

7th, World of Racing  
 10th, Social, Zarda BBQ, Lenexa, KS  
 17th, CRUMB Breakfast, Pegah's, Roberts St.  
 21st, Hot Wheels Racing, John Brown  
 25th, Ladies Luncheon, Kiwami Ramen & Sushi, OPKS  
 28th, PerTronix Tech Session, Your Classic Ride

### March 2026

7th, World of Racing  
 10th, Social, Zarda BBQ, Lenexa, KS  
 14th, Brookside St. Patrick's Day Parade  
 15th, Martin City St. Patrick's Day Parade  
 15th, Chicago Land Swap Meet  
 17th, CRUMB Breakfast, Roxanne's Café, Platte City  
 25th, Ladies Luncheon, Location TBD  
 27th, Alfa Club Museum of Speed Drive  
 28th, Spring Tune-up-Scott's Auto, Rick Mills

### April 2026

4th, Mark Canaday Boot Sale & Lunch  
 7th, Board Meeting, Zarda BBQ, Lenexa  
 11th, Olpe Chicken Run, Cecil & Mia  
 14th, Social, Zarda BBQ, Lenexa  
 21st, CRUMB Breakfast, Black Bear Diner, Olathe  
 26th, Military Community Car Show, Tim Karman  
 29th, Ladies Luncheon, Location TBD

**NOTE:** The full page calendar for the year is now on the website, <https://kcmgcc.com/events/>.  
 When you click on each event, it will describe full details: time, location, etc.

The Club uses Evite to notify members of upcoming events and to provide the host with the feedback to properly plan the event based on the number of people attending. You can set up an Evite account by going to <https://www.evite.com/register?next> entering your email address, a password, and your name, gender, and ZIP code. You can then check the status of the events you have been invited to or change your RSVP at any time by logging in to your account. Phone apps are also available from your app store.



**Chicago's 29<sup>th</sup> Annual  
All Sports Car**

**Swap Meet and Autojumble**



sponsored by the Chicagoland MG Club

**Sunday, March 15, 2026 8:00am - 2:00pm**

at the DuPage County Fairgrounds Wheaton IL  
( ½ mile north of IL Rt 38 on County Farm Rd at Manchester Rd)

**General Admission: \$7.00**

**Free Parking All Vendors Indoors**

Check the Swap Meet website at [www.britishcarswap.info](http://www.britishcarswap.info)

Check the Chicago area **Craigslist**

For Swap Meet vendor postings under '**Auto Parts**'.

**Hosted By:**

Chicagoland MG Club, PO Box 455, Addison IL 60101

Info: Jim Evans 630-858-8192 or Victor L'Heureux 847-533-3916

*Valentine's Day*

**34th Annual**

# **British Motoring Festival**

**Save the Date!**



**Save the Date!**

**March 28, 2026 Covington Trailhead**

**Downtown Covington, Louisiana**

*See the Covington Trailhead and surrounding streets filled with British sports cars, trucks, bikes and other cool British vehicles!*

***Free and open to the public***

***Best public viewing 11 'til 4***

***Valve cover races 1 p.m.***

***Awards ceremony 3 p.m.***



## **British Motoring Club New Orleans**

**VEHICLE REGISTRATION AND MORE INFORMATION AT [BMCNO.ORG](http://BMCNO.ORG)**



**NORTH AMERICAN  
COUNCIL OF  
MG REGISTERS**

**Invites ALL MG Owners  
to join us August 24-27, 2026  
in the Sandusky, Ohio / Lake Erie area  
for the every-five-year ALL-MG Event**  
[mginternational2026.org](http://mginternational2026.org)

**SHORES & ISLANDS** OHIO  
CEDAR POINT SANDUSKY PUT-IN-BAY

Registration opens  
year-end 2025



# Club Member advertisements

**FOREIGN CAR ENTERPRISE**



CRAIG VAUGHAN  
FORCARENT@AOL.COM

2342 HOLLY  
KANSAS CITY, MO 64108

(816) 471-6687

**HICKS BRITISH**



**CAR PARTS**

[hicksbritishcarparts.com](http://hicksbritishcarparts.com)

Mike Hicks Phone: 913.980.9292  
Email: [hrepair@yahoo.com](mailto:hrepair@yahoo.com)

**Service & Repair**  
Major Mechanical  
Performance Tuning  
Engine Management  
Reliability Upgrades  
Convertible Top  
Interior  
Total Restoration



**EURO-ASIAN MOTORS**  
*Specializing in British Since 1981*  
816-210-8970

Gary Gumminger  
12804 Locust St  
Kansas City, MO 64145  
816-210-8970  
[gummball1@gmail.com](mailto:gummball1@gmail.com)


**Local Used MGB Parts**

Now that Victoria British has left KC, it's less convenient to get MGB parts. I have collected a lot of used parts over the years and am making them available for very reasonable prices. If a used part for your 68-80 MGB will do, give me a call or drop me an email. This is not my profession, just trying to keep them on the road. Maybe you can save on price, shipping, tax and time. I'm a club member and live in KC North.



Dave Dobbins  
816 510 2920  
[Satyr62@yahoo.com](mailto:Satyr62@yahoo.com)

**For Club Members to Borrow:** I have built this engine stand to run engines on and is available to any club member who will return it in as good a shape as it was when they borrowed it. Photo is with an MG engine on it. Call me at 816-835-8262. Tom Berry. (1/21)



## CLASSIC-FIEDS


**For Sale: 1977 MGB.** This vehicle is in good condition overall and completely operable. The exterior paint and trim are presentable. Recently installed a new fuel pump and carburetor. We have owned it since 2007. Always garaged. 42,100 original miles. Less than 1,000 miles on new tires. **New price \$10,000.** If you have any other questions, call or text me, Moe Pelletier, 913 -727-2304, moe.pelletier.sr@gmail.com. (04/25)



**For Sale: MGA/B Cylinder Head.** Complete cylinder head assembly just rebuilt by Noland Cylinder Heads. Casting number 12H 906. Magnafluxed, hard seats, guides, late model MGB springs and retainers. This will include complete rocker assembly with tuftrited rocker shaft, ARP rocker studs, nuts and washers, thermostat, thermostat housing, gasket, rocker cover and gasket. \$775. Call me at 816-835-8262. Tom Berry. (2/26)



**For Sale: Complete SU H4 carburetor set.** Complete set H4 SU's on MGA intake manifold including linkage, heat shield, and braided stainless fuel lines. \$675. Call me at 816-835-8262. Tom Berry. (2/26)



**MOSS** My Account | New Products | Closeout Items

**MGB**  
WITH 1800cc ENGINE  
Safety MB Sport!



... POWER in hand

... Lovely to handle






**Celebrating 60 Years of the MGB!**

To the minds of many, the MGB epitomizes the 1960s. That spirit of fun and freedom has been a part of our lives for sixty years—isn't that incredible! Mark this celebratory moment with limited edition 60th anniversary products, gifts and gear commemorating the legendary MGB. Stock is limited, so get yours today!

**Contact Us**

Sales:  
800-667-7872

Customer Service:  
800-689-9313

Tech:  
805-681-3411




**GET YOUR FREE LISTING TODAY!**



- Step One:** Go to [BritishCarClassifieds.com](http://BritishCarClassifieds.com)
- Step Two:** Create Your Account
- Step Three:** Click the "SELL A CAR" Link and Select "Gold Plan"
- Step Four:** Enter Coupon Code: **MOSS** on the Checkout Screen
- Step Five:** Click "Apply" then "Next Step" to Launch Your Free Listing

Your listing will run for as long as it takes to sell your car.  
We deal exclusively with British cars, so your ad is sure to be seen by the right audience.



**britishsportscarlife.com**

Your Car ... Your Story

**MGB DRIVER**  
A word of an Old America

**I'm looking for MG Stories!**

North American MGB Register  
P.O. Box 55, Whittington, H 62897-0055  
1800-626-4271 • [www.namgbr.org](http://www.namgbr.org)

**Robert Rushing**  
Editor—MGB DRIVER Magazine  
[mgltime@swbell.net](mailto:mgltime@swbell.net) — (314) 614-4671

**Scott's**  
auto express, llc  
3055 US 80 Hwy  
Blue Springs Mo  
816-229-AUTO

Scott St. Clair, Owner  
ASE Certified Master Technician

816-220-7171    816.229.2886  
fax 816.229.9395  
[www.scottsautoexpress.com](http://www.scottsautoexpress.com)

**Complete Automotive Repair - Foreign & Domestic**

|                   |                                 |                       |             |
|-------------------|---------------------------------|-----------------------|-------------|
| AC Service/Repair | Tune-ups                        | Steering/Suspension   | Diagnostics |
| Brakes            | Engine/Transmission Replacement | Scheduled Maintenance | Electrical  |



"This tool gives the classic car owner the freedom to go to virtually any tyre centre/garage and accurately have your wheels balanced. The set has the three most commonly used spindle sizes on dynamic balancing: 36mm, 38mm, and 40mm. It has cup sizes to fit 42mm and 52mm centre lock wheels."



**North American MGB Register**

P.O. Box 876  
Downers Grove, IL 60515-0876

Thank you for your inquiry into the North American MGB Register. We are the official register for MGB, MGB/GT, MGC, MGC/GT, MG V8, Midgets, MG 1100/1300 sedans, and all Post Abington MGs.

As a member of NAMGBR, you will receive:



**The MG Driver**

This bi-monthly magazine is packed with over 60 pages of useful information with the right mix of Technical and Member information.



**Mutual Aid Directory (MAD)**

Many members list their contact information to help fellow NAMGBR members in the event they break down in their area.



**Club Insurance**

Does your club sponsor a car show, driving event or meeting? Many venues require insurance to hold the event on their property. If your club has 8 NAMGBR members and is a Chapter of NAMGBR...you're covered for free!



**Member Classified**

NAMGBR offers a free classified section in both the MG Driver and the website. Have an extra MG or parts you want to sell? Target your advertising to the people you know are buying MG.



**Technical Help**

NAMGBR has assembled a group of technical experts to answer your questions



**Annual Convention**

In conjunction with a NAMGBR Chapter, we sponsor a convention highlighting a different part of the United States or Canada. This 4 day event features driving tours, a car show and a taste of the local food and drink. In 2026, MG2026 International will take place in Sandusky, OH



**Regalia**

We have a number of ways you can show your NAMGBR membership to the public.



**Car Insurance**

NAMGBR is the first MG Register to offer members the 5% Hagerty Collector Car Insurance Discount. Being a member of NAMGBR can save you money on your insurance



**Dash Plaque**

To commemorate your membership in NAMGBR, you receive a dash plaque to display in your car, home, office or where ever.



**100,000/200,000 Mile Register**

Has your MG gone the distance, and traveled over 100,000 or 200,000 miles? NAMGBR honors this achievement with a dash plaque your car can wear with pride.



**Window Sticker**

Proudly proclaim your membership in NAMGBR with this attractive two sided window sticker.

Do you want to know more about the North American MGB Register? Check out our website at: [www.namgbr.org](http://www.namgbr.org)

Do you want to be a member in the largest club in North American dedicated to the MGB, MGB/GT, MGC, MGC/GT, MG V8, Midget, 1100/1300 Sedans and Post Abington MGs?

Go to the website and either download a PDF membership form and mail with a check or instantly join via Credit Card



**We look forward to having you as a member of NAMGBR!**



## Classic British & Jaguar Parts



Shop Online at [MossMotors.com](http://MossMotors.com)

### Register Your MGA With NAMGAR!



Join over 2,000 enthusiastic owners in the restoration, preservation, and sheer enjoyment of driving an MGA, Magnette, or variant of this noble breed. You'll receive six bi-monthly issues of *MGA!*, our full-color, award winning magazine, invitations

to National and Regional Get-Togethers throughout the U.S. and Canada, plus a knowledge base and support group second to none. All this for just \$37.50 per year (North America), or \$52.50 (International). Get more information at <http://www.namgar.com>, or contact [registrar@namgar.com](mailto:registrar@namgar.com).



North American MGB Register

The only MEMBER-RUN organization for MGB, MGC, Midget, 1100/1300 and Post Abingdon Car owners.

- ANNUAL MEMBERSHIP \$30** (\$45 overseas)
- Dash plaque • Membership card • Window decal
  - Six bi-monthly issues of *The MG Driver*, a 68-page informative magazine.
  - Annual national convention – a four-day MG party!

### North American MGB Register

PO BOX 876 • Downers Grove, IL 60515-0876

Toll-free phone: 800-NAMGBR-1

[www.namgbr.org](http://www.namgbr.org)

## **\*\* ARTICLES NEEDED \*\***

We need articles for the newsletter!  
Please submit anything you would like to share with members to  
[rickmonica@kc.rr.com](mailto:rickmonica@kc.rr.com).

Cost to place an ad in the “Classic-fied” section with/without pictures is free to KCMGCC members and \$5 for non-members. Ads will run for a period of 4 months and can be canceled at any time by the submitter. Ads should be submitted to:

[rickmonica@kc.rr.com](mailto:rickmonica@kc.rr.com)

or

[membership@kcmgcc.com](mailto:membership@kcmgcc.com)

### **Costs to Business Advertise**

Ads run for one year (June-through following May). Cost is:

| <b>Ad Size</b>                        | <b>Cost for KCMGCC Members</b> | <b>Cost for Non KCMGCC Members</b> |
|---------------------------------------|--------------------------------|------------------------------------|
| Business-card Size Ads                | Free                           | \$18                               |
| 1/4 page Ads                          | Free                           | \$25                               |
| 1/2 page Ads                          | \$25                           | \$50                               |
| Full page Ads                         | \$50                           | \$100                              |
| Link to Business from KCMGCC Web Site | Free                           | \$5                                |

Ads must include artwork, and whether they want a link to their business with their website address. and be sent to [membership@KCMGCC.com](mailto:membership@KCMGCC.com)



## **Regalia**

**Please Note: Prices do not include shipping & handling for mailing to out-of-town members. You can pick up Regalia at any local event or when you are in town.**



**Short Sleeve      \$15**

**Long Sleeve      \$20**

If you want to bring your own shirt (s), the cost to put the logo on is \$10 per shirt.

Please call Susan Pittell, 913-406-8128, for availability of sizes and color of shirts.



### **Tile Coasters**

Mix or match.

**\$8 ea, or 2 for \$14.**



### **NEW STYLE Ball Caps**

These just made for our club through our vendor. Tan softer caps with white lettering instead of black and another light tan softer cap with darker bill. Can be seen better from a distance. Still only **\$20 each**.

### **Heavy Duty Magnet, 11"x 4"**

These are great for your garage or on your car at car shows.      **\$8 ea or 2/\$14**



**Name Badges:** This is free to all club members! You have the option to have a picture of your car on this badge or not, that is completely up to you. The only catch is you have to provide a picture if that is what you want.

## Regalia

(cont. from page 25)

**Please Note: Prices do not include shipping & handling for mailing to out-of-town members. You can pick up Regalia at any local event or when you are in town.**



### Windshield Sticker

Our nifty Club will provide all members with an equally nifty windshield sticker for one of your cars. This sticker is placed on the inside of the windshield to proudly display your club affiliation wherever you go! If you need more of these windshield stickers in your life than the one that is provided free as a new member, it will be **\$3.00 each**.



### Grille Badge

There is no better way to show off your club affiliation than with these grille badges, plus the wives will love the bling it adds to the car! These grille badges are 3.5" in diameter and feature a 2-stud horizontal mounting system (with the studs and nuts included). **\$30**.



### Wall Art: \$20/Small

Cover your bare spots on your walls. This piece fixes that issue quick! Metal. 9 1/2" W x 3 1/2" H

### Bottle Cap Magnets

**\$3 ea, or buy 4 get 1 free**  
These are the best ways to jazz up your fridge!



### Lapel Pins: \$2 ea.

This pin gives a distinguished look to anything you choose to stick it to, while displaying your club affiliation eminently.



### Oil Change Windshield Sticker: \$1

These are a great looking and a functional way to keep track of your oil changes.

**Name Badges:** This is free to all club members! You have the option to have a picture of your car on this badge or not, that is completely up to you. The only catch is you have to provide a picture if that is what you want.



# JOIN THE KANSAS CITY MG CAR CLUB



## YOU GET ALL OF THE FOLLOWING:

Monthly Newsletters ~ Car Shows ~ New Friends ~ Rallies & Driving Tours  
Cars for Sale ~ Advice ~ Social Events ~ Monthly Activities ~ Tech Sessions  
Free Ads ~ Technical Tips

Name: \_\_\_\_\_ Spouse/Other: \_\_\_\_\_

Address: \_\_\_\_\_

City: \_\_\_\_\_ State: \_\_\_\_\_ Zip Code: \_\_\_\_\_

Cars (Year, Make, Model): \_\_\_\_\_

We must have an email address as we do electronic newsletters and send out electronic invitations.

Email Address: \_\_\_\_\_ Phone or Cell Phone: \_\_\_\_\_

2nd Email Address: \_\_\_\_\_ Cell Phone: \_\_\_\_\_

Please list any other British clubs or registries you are a member of: \_\_\_\_\_

Are you a member of NAMGBR? \_\_\_\_\_ Are you a member of NAMGAR? \_\_\_\_\_

Do you want your telephone number and email address listed on the club roster? Yes \_\_\_ No \_\_\_

Mail completed application and your checks payable to:

KCMGCC  
c/o Jeff Storms  
15960 Linwood Rd  
Bonner Springs, KS 66012

OR, [ctrl + click here to pay with a credit card](#) and email the completed application to [membership@kcmgcc.com](mailto:membership@kcmgcc.com) or mail it to the address above.

Prorated dues for new members joining in the months of:

To join and pay online go to [www.kcmgcc.com/membership](http://www.kcmgcc.com/membership) or scan

|          |          |           |         |
|----------|----------|-----------|---------|
| January  | \$ 6.00  | July      | \$18.00 |
| February | \$ 4.00  | August    | \$16.00 |
| March    | \$ 2.00  | September | \$14.00 |
| April    | \$20.00* | October   | \$12.00 |
| May      | \$20.00* | November  | \$10.00 |
| June     | \$20.00  | December  | \$ 8.00 |



\* Pays through May 31<sup>st</sup> of the following year.

Dues for renewing members are \$20.00 covers the period June 1<sup>st</sup> through May 31<sup>st</sup>.



# KANSAS CITY MG CAR CLUB STUDENT MEMBERSHIP APPLICATION



**Free membership for individuals age 16 to 23 enrolled in high school, trade school or college courses.**

Your Name: \_\_\_\_\_ Age \_\_\_\_\_

Address: \_\_\_\_\_

City: \_\_\_\_\_ State: \_\_\_\_\_ Zip Code: \_\_\_\_\_

Email Address: \_\_\_\_\_ Phone or Cell Phone: \_\_\_\_\_

Educational Institution \_\_\_\_\_ Grade Level \_\_\_\_\_

Cars owned, if any (Year, Make, Model): \_\_\_\_\_

Do you want your telephone number and email address listed on the club roster? Yes \_\_\_ No \_\_\_

**To be completed by the parent/guardian only if student is under age 18.**

Parent or Guardian Name: \_\_\_\_\_

Email Address: \_\_\_\_\_ Phone: \_\_\_\_\_

I hereby give consent\* for my child to join the Kansas City MG Car Club and participate in the club's meetings and events.

\*Please note that a student will not be able to participate in the club without parent/guardian consent. Students who are 18 or older do not require consent.

Parent/Guardian Signature: \_\_\_\_\_ Date: \_\_\_\_\_

If you have any questions about the Kansas City MG Car Club, its activities, or later decide you no longer want your child to be a member, please email [President@kcmgcc.com](mailto:President@kcmgcc.com).

Mail completed application to:

KCMGCC  
c/o Nancy Dannhauser  
1454 Brompton Lane  
Raymore, MO 64083-3505

<https://kcmgcc.com/>