



Kansas City MG Post

Newsletter of the Kansas City MG Car Club

Kansas City MG Post Vol: 45 Issue:4



IN THIS ISSUE:

TECHNOLOGY WAY PAST	3
PERTRONIX TECH SESS.	5
COMMUNITY EVENTS	6
TECH VIDEOS	7
SHOUT OUT	8
CLASSIC CAR TIPS	14
MIDGET MUMBLINGS	17
LENDING LIBRARY	18
2026 CLUB CALENDAR	20
CLASSIC-FIEDS	28
REGALIA	33
AND SO MUCH MORE!	

CLUB OFFICERS

President: Larry Taylor
president@kcmgcc.com

Vice President/Events: Tim Karman
vicepresident@kcmgcc.com
events@kcmgcc.com

Treasurer: Jeff Storms
treasurer@kcmgcc.com

Membership Chair: Nancy Dannhauser
membership@kcmgcc.com

Regalia: Susan Pittell
regalia@kcmgcc.com

Rick Mills
regalia@kcmgcc.com

Newsletter Editor/Historian: Monica Mills
newsletter@kcmgcc.com

Members at Large: Chris Bouldin
membersatlarge@kcmgcc.com

Kayden Miller
memb ersatlarge@kcmgcc.com

Presidential Briefing

By Larry Taylor

The club hosts its monthly socials at Zarda BBQ, located at 11931 W 87th St Pkwy, Lenexa, KS 66215 (just west of Quivira on 87th St.), on the second Tuesday of each month except December. Members typically arrive around 5:45 pm and place food orders at the counter, followed by dining and networking. Formal proceedings commence at approximately 6:30 pm, including announcements, commentary on previous and upcoming events, and highlighting upcoming community activities. Additionally, a voluntary 50/50 raffle is conducted, and regalia is available for purchase. The latter portion of the meeting is dedicated to technical discussions and/or presentations, and members are invited to seek or provide advice, as well as share personal announcements. The meeting generally concludes around 7:30 pm. Frequently, members remain afterwards to continue socializing or view cars in the parking lot.

I invite your suggestions and feedback to help make our socials the most engaging, informative, and responsive to members' needs that they can be. Please share any ideas you have. Greater member participation would be wonderful – whether it's talking about car issues you're facing, introducing new products you've tried, discussing recent repairs, or simply asking questions. I'd also appreciate volunteers to deliver a brief 5 to 15-minute technical presentation at each meeting. Our group possesses a wealth of knowledge and expertise, so let's make the most of it by sharing.

I also want to make a case why I believe Zarda is the best venue for us to continue meeting. Prior to selecting Zarda, I evaluated a number of alternatives and rejected all of them for reasons that included required substantial room fees, minimum guarantees, not enough space for us, offered only buffets or fixed menus, declined to provide separate checks, imposed large mandatory gratuities, the location was not convenient to a majority of our members, and limited parking.

(cont. on page 3)

ABOUT THE MG POST

The Kansas City MG Post is published monthly by the Kansas City MG Car Club. The KCMGCC is a member of the North American MGB Register and the American MGB Association, and is affiliated with the MG Owners Club, Cambridge, England. The MG Post is provided free to members. Opinions expressed herein are not necessarily those of the Club, the Club Officers, or the staff of the newsletter. Technical information is believed to be accurate; however, any repairs on mechanical advice is attempted at the reader's risk. The Club, Officers, or newsletter staff will not be responsible for any misinterpreted or incorrect technical information. If in doubt, consult a certified technician.

NAMGAR

The Kansas City MG Car Club is a chapter of the North American MGA Register (NAMGAR). The Register was established in 1975, with the sole objective of promoting the restoration, preservation, and enjoyment of the MGA, Magnette, and their Variants. While NAMGAR started as a register of MGA's in North America, it soon became an organization to join, as evidenced from a membership roster of folks from all over the world! It immediately became the catalyst for very special social gatherings. NAMGAR is managed by unpaid volunteer Board and Staff members. They give their expertise and time freely in an effort to make NAMGAR the best MG club in the world.: Cost of membership in the NAMGAR is \$37.50 North America/\$52.50 International per year and unique dash plaque indicating your car's Register number, NAMGAR's award winning magazine, *MGA!*, six times a year and other benefits.

NAMGBR

The Kansas City MG Car Club is a chapter of the North American MGB Register. The North American MGB Register was formed in 1990 to serve the needs of MG owners throughout the world. The Register's executive committee is elected by the Affiliated Chapters. Officers can only serve two consecutive terms which ensures that new people and fresh ideas are always available. Finances are open to inspection at any time and the Treasurer provides financial statements that show how the membership's money is spent. Officers and Registrars receive no financial remuneration for their duties, but volunteer out of the spirit of the marque.

The award-winning magazine *MG Driver* is published six times a year.

Cost of membership in the NAMGBR is \$30.00 per year and includes a dash plaque with your membership number, the *MG Driver* magazine, and other benefits. (see namgbr.org)

PLEASE HOST A MEMBER GARAGE TOUR (MGT)

Anyone in the club can host an MGT. If you would like to show your garage or a car(s); need advice for a project or restoration; have a technical issue you would like to discuss; an improvement you would like to share; provide a forum for group discussion or just want to socialize, please sign up to host a MGT. All a host has to do is furnish the garage space and perhaps some coffee and doughnuts. MGTs generally are on a Saturday about 10:00 AM and may be followed by an optional lunch at a nearby restaurant afterward.

Please contact Larry Taylor at president@kcmgcc.com to sign up.



**I NEED YOU TO
HOST A GARAGE
TOUR**

President@kcmgcc.com

Presidential Briefing

(cont. from page 1)

Zarda offers significant advantages: guests place their orders and pay directly at the counter, service is prompt, there is no need to wait for a server to take orders or process payments, gratuity is not required, seating is reserved for up to 75 people, ample parking is available, and the location is easily accessible from I-435, I-35, and Highway 69. Currently, there is no room fee; initially, we paid \$50 per month, but due to strong attendance during the summer, Steve Zarda graciously waived this charge. Since then, attendance has decreased, which raises concerns that fees may be reinstated or that we may be moved to a different area.

Your continued support through year-round attendance is crucial. Securing an appropriate meeting venue is challenging, and maintaining our relationship with Zarda is important. Additionally, regular participation in socials maximizes membership benefits by facilitating connections with other members, fostering friendships, staying informed on club activities, and providing opportunities for technical assistance and advice.

Looking forward to seeing you at the next social!

Technology – Way Past My Level

By Ron Ray

I have been emailing with a gentleman in Australia regarding the reassembly of his 1966 Austin-Healey 3000.

Here is what he said he was doing with Chat GTP:

“You may be horrified to hear I’ve built two Chat GTP ‘projects’. I started by adding in every resource I could find, including the Moss and AH spares catalogues, and several end-to-end restoration videos, one of which was 97 individual 20-minute You Tubes. I’ve watched about half of that already. It’s all publicly available resources.

The first Chat project is a parts identifier and finder. I photograph a part and it identifies it, including telling me if it looks original, or whether it looks like it’s for another model. If I ask, it will then search the suppliers, and give me three prices with delivery times and costs.

The second one is a restoration guide. It does sequencing; step-by-step taking apart, repair and installation for any part or system; compiles a scrapbook of my work in a step-by-step way; and it can even use photos and videos to tell if something I am doing looks wrong in some way.

They are a guide of course, and won’t replace judgement; it’s more like having an assistant to consult that can crunch large amounts of data.

My Chat GTP space is a private/enterprise grade space used for my business. So nothing is shared without my permission and it does use the resources to build the Chat GTP model.”

Truman Farms St. Patrick's Mini Parade

By *Tim Karman*

On Friday, March 13th, our St. Patrick's mini parade at Truman Farms Villa Apartments was a hit! Arriving at noon and wrapping up by 1:45, five cars participated, including entries from Larry Taylor and his green '68 MGB, Monica and Rick Mills (two cars) black '73 MGB/GT and green '69 MGB, Carl Ostanek with his red '71 MG Midget, and Tim Karman and his green '77 MGB.

Held at this 55+ senior community, the parade provided a special opportunity for residents—many of whom aren't able to attend larger parades around the metro – to enjoy the experience right at home.


Many of the residents had never seen MGs before, which made the experience even more memorable. While this was a very last-minute event, the turnout of five cars ended up being the perfect number.

A small event with a big impact!



MEMBERSHIP STATUS

We have 168 members.



Pertronix Tech Session

By Larry Taylor

On February 28th, the Kansas City MG Car Club hosted a technical session about Pertronix Ignition Products at Your Classic Ride, attracting around 60 participants. Coffee and donuts were served. The event drew not only MG Club members, but also participants from the Kansas City Triumph Club, Heart of America Jaguar Club, Topeka British Car Club, KC Alfa Romeo Owner's Club, and Mid America AACA.

Our presenter was Andy Lee, a tech support and sales representative for Pertronix Performance Brands with sales, service, and manufacturing facilities in Lenexa, KS. The brand line includes Pertronix Ignition, Taylor Ignition Wires, JBA and Patriot Exhaust Products, Doug's Headers, and others. Andy was very knowledgeable and informative and spoke and answered questions for about two hours. Some key takeaways:

- There are three different Pertronix Ignitor modules available:
 - ◇ Ignitor I – Black epoxy, a basic for replacement of mechanical points. Match with a 3 ohm, 40,000-volt coil for 4-and 6-cylinder 12-volt applications, and match with a 1.5Ω 40.000-volt coil for 8 cylinder applications.
 - ◇ Ignitor II – Red epoxy, features include advanced technology with adaptive dwell technology and built in protections to prevent component damage if the key is left on without the engine running. Match with a 0.6 ohm, 45,000-volt coil for 4-, 6-and 8-cylinder 12-volt applications use.
 - ◇ Ignitor III – Black with Ignitor III label, features include advanced technology with adaptive dwell technology; built in protections to prevent component damage if the key is left on without the engine running; multi-spark technology and a digital rev-limiter. Match with a 0.32 ohm, 45,000-volt coil for 4-, 6-and 8-cylinder, 12-volt applications.
 - ◇ Check the website at <https://Pertronixbrands.com/> or contact customer service at 913-808-2376 for availability for your specific application.
- Complete replacement distributors using the different Ignitor modules are available for most applications.
- Pertronix oil filled coils should be mounted only in an upright vertical position, for other mounting configurations epoxy filled coils should be used. Any resistor wires going to the coil should be bypassed to ensure full 12 volts reach the coil.
- Spark plugs can be gaped at .003" to .005" over factory spec when using the Ignitors and Flame-Thrower coils.
- Leaving the ignition on without the engine running can cause the Ignitor I module to fail. Ignitor II and Ignitor III have built-in protections to prevent component damage.

(cont. on next page)

Pertronix Tech Session

(cont. from page 5)

- Solid core wires have a copper or stainless steel conductor and generate excessive Electromagnetic Interference (EMI). This EMI can create confusion with electronics and ultimately damage them. With all Pertronix Ignitions a suppression style spark plug wire (also called carbon core) should be used. However, Ignitor modules 10 or more years old are generally more resistant to EMI damage.
- Pertronix carbon core spark plug wires are available in various configurations and custom fit applications. 7mm carbon core wire can be fitted to Lucas style side entry distributor caps by carefully trimming the insulation down to the carbon core and folding it over. Be careful not to nick the carbon core.
- Andy stressed that their customer support and warranty are major selling point for their product. Products can be purchased directly from their website or through their customer service. There is no shipping costs for products shipped to Kansas City Metro area.

I want to express my gratitude to Andy, Cindy Smead, Tom Ricker, Ed Curry, Don Ipock, and everyone else who collaborated with me to make this tech session outstanding. Hopefully, we can organize similar sessions in the future using the same format, provided we find knowledgeable presenters. If you know anyone who might be interested, please let me know.



2026 Brookside St. Patrick's Warm-Up Parade

By Michael Wilds

A sunny Saturday afternoon with mild temperatures and a gentle breeze brought out a big crowd for the 44th annual Brookside St. Patrick's Warm-Up Parade. The Kansas City Triumphs Sports Car Club and the Kansas City MG Car Club had a great turnout as well with 16 cars participating in the parade. As the 90th entry on the grid, we waited nearly an hour after the parade began before we started rolling! Even though we were toward the end of the parade, we still drove past thousands of cheering spectators, young & old alike. Our classic cars certainly brought out lots of cheers, waves, and smiles.

Our clubs were represented by 10 MGs: Grayson Hedrick (MGB), Mathew Jahnke & Alexandra Follett (Midget), Tim Karman (MGB), Mike & Sharon McGee (MGA), Rick & Monica Mills (MGB), Carl Ostanek (Midget), Geoff Rollert (MGB), Jarrell Snowbarger (MGB), Robert Soule (Midget) and Jeff & Roxann Storms (MGC). Six Triumphs present were: Patrick Barrett (TR4), Ed Curry (TR3), Scott & Lynda McBean (TR6), Stephen Randolph (Spitfire), Larry Taylor (TR3) and Michael & Diane Wilds (TR3).



KCMGCC Spring Tune-up

By Rick Mills

On Saturday, March 28th, 13 people attended our annual Spring Tune-up at Scott's Auto Express in Blue Springs, MO. We changed oil and checked under eight cars. We checked brake and clutch hoses, checked differential fluids, lubricated all grease fittings, and all those things while dodging the oil drips.

We are very grateful for the use of the car lifts at Scott's. They provided three lifts this time. Without their help, we would be driving unsafe vehicles. If your daily drive is due for inspection, needs an oil change, or your check engine light is on, please contact Roger or Mike at Scott's Auto Express for great service, and knowledgeable techs to work on your car.



Community Outreach Events

A complete list of local community Cars & Coffees, Cruises and Car Shows can be found on the Kansas City Auto Museum website at <https://kansascityautomuseum.com/event-finder/>

Below are favorite or special events submitted by members. We would like to include any events that you plan to attend or special fundraising events for your favorite charities or groups. Please email the date, name, website or contact information and any other information for the event to president@kcmgcc.com. Publication deadline is the 25th of each month.

Saturday, April 4 – 8:00 am to 10:00 am. Kansas City Automotive Museum Underground, 600 West 31st Street Kansas City, MO 64108. Don't miss our Cars & Coffee gatherings at The Underground on the first Saturday of each month! Enjoy free coffee and admission, while connecting with fellow car enthusiasts in a relaxed and welcoming environment. Let's keep it fun and safe - no burnouts, no reckless driving, and always respect the space and each other.

Saturday, April 4 – 9:00am to 2:00pm, Mark Canaday's Boot Sale and Lunch. 5840 Brickyard Road, Topeka, KS 66618. Hang out in Mark's shop, buy, sell and trade British and other car parts and accessories and stay for lunch. Rain or shine.

Saturday, April 4 – 4:00pm - 8:00 pm, Parkville Cruise Nights, monthly on the first Saturday of the month through October. **New Location** – Creekside Apartments, 15425 Old Town Dr. Parkville, MO 64152, in the big lot west of the apartments by LED tree. Take advantage of the many new restaurants, pickleball, xgolf, ice cream, and nearby gas station with this new location.

Saturday, April 11 - Kansas City, MO: Another Dam Car Show. First Church of the Nazarene, 11811 State Line Road, 64114. Top 30 and Best of awards. 4:00 PM to 11:00 PM or earlier. \$25 registration; free admission for spectators. Open to all makes and models. [Show Flyer](#)

Saturday, April 18 - 8:00 am to 10:00 am. KC Auto Museum, 15095 W 116th Street Olathe, KS 66062, Join us for Cars & Coffee at the Kansas City Auto Museum every 3rd Saturday of the month. Enjoy complimentary coffee and explore the museum with reduced admission of just \$5. This monthly event is a great opportunity to connect with fellow car enthusiasts, admire a variety of vehicles, and experience the museum's automotive exhibits. Don't miss out on this exciting car meet-up and museum experience!

Sunday, April 19 – 10:00 am to 1:00 pm. 2026 Great Car Show, National WWI Museum & Memorial, 2 Memorial Dr., Kansas City, MO 64108. A benefit for the Kansas City Auto Museum. <https://kansascityautomuseum.com/events/the-great-car-show-2026/?occurrence=2026-04-19> . For the best pricing register before April 17th. **KCMGCC and Triumph Club members and other British car owners that wish to drive in and park together meet at Your Classic Ride 2711 Warwick Trfy, Kansas City at 8:45 am and depart at 9:00 am.**

Saturday, April 25 – 310 Main St., Belton, MO, United States, Missouri. Cruisin' Main Street Belton welcomes car enthusiasts and car owners to join us the 4th Saturday of every month April through September to display/view classic cars. (From Kayden Miller). (<https://www.facebook.com/CruisinMainStreetBelton/>)

(cont. on page 10)

Community Outreach Events

(cont. from page 9)

Saturday, April 25 - 10:00 am to 3:00 pm., Merriam Marketplace, 5740 Merriam Dr., Merriam, KS. Join us for a car show with a purpose – raising awareness for veteran suicide prevention. This event supports Complete the Mission, Gary Otte's charity dedicated to helping veterans find hope and connection. Register at the show, \$35 suggested donation for show cars. Scan the QR code for updates and event details as they evolve. ***(Editor's Note: MG Club Vice President Tim Karman is organizing this show. Please support this cause. See Flyer on page 20.)***



Saturday, May 9 – 12:00 Noon to 7:00 pm. Clinton, MO Cruise Night. American Graffiti. Featuring Candy Clark (Debbie) and Mackenzie Phillips (Carol) from the movie. Free registration and admission. Registration begins at 4:00 PM. Milner's coupe and Falfa's 55, along with other movie tribute cars, will be present. [Show Flyer](#) (From Steve Olson)

Saturday, May 30 – The City of Tulsa will host the Route 66 Capital Cruise, a GUINNESS WORLD RECORDS® attempt for the largest classic car parade in history as part of the Route 66 Centennial. This is a once-in-a-century moment – if you want to be a part of it, visit <http://www.capitalofroute66.com/>

Sunday, May 31 – 9:00am, Awards at 3:00pm. 2026 Heartland Model Car Nationals Contest and Swap Meet. Overland Park Convention Center. One of the largest and longest running model car contest, exhibition and swap meet in the Midwest attracting young and old alike. KCMGCC is sponsoring the Master Award for the Best Foreign. (KCMGCC member, Drew Helgeson suggested our supporting this event.) Admission is \$10. <https://kcslammers.com/heartland-model-car-nationals/>

KCMGCC Ladies Luncheon

By Susan Pittell

Our next Ladies Luncheon will be on Wednesday, April 22th at Carrabba's Italian Grill in Overland Park, KS.

Please respond to the Evite so we know how many are coming for seating.

We will determine future lunch sites as we go. Location suggestions are welcomed. If you have a restaurant suggestion, please contact Susan Pittell at 913-406-8128.



Tech Videos

Edited by Larry Taylor

Classic car distributors | Which electronic ignition kit is best (19:23)

(Comparing the output of Accuspark, Powerspark, Lumination PerTronix, and 123 Ignition systems)

<https://www.youtube.com/watch?v=0nzQ7ZNpONI>

123 DISTRIBUTOR INSTALLATION AT JPR TUNING | CLASSIC MGB (19.46)

(Comments from Steve Olson: This runs way longer than I thought necessary and showed less detail than I wanted. Still, it was interesting. I wonder how many other things they changed in addition to the distributor. And what did their final curve look like compared to the stock distributor.)

https://www.youtube.com/watch?v=TMua9bQtw_s

Fitting AccuSpark Electronic Ignition to MGB (12:21)

(Installing electronic ignition module from AccuSpark)

<https://www.youtube.com/watch?v=VtgfitJpQ1s>

MGB Electronic Ignition! Making the change 1977-80 (5:44)

(Installing an AccuSpark Distributor when you have a ballasted coil)

<https://www.youtube.com/watch?v=vrTMj591uzA>

MGB GT Distributor and Coil - Lessons in electronic ignition (8.26)

(See what can happen to your electronic ignition when you leave the key on without the engine running.)

<https://www.youtube.com/watch?v=qMe6vmWctDw>

MGB GT 1981 - Fitting an Electronic Ignition Conversion Kit (7:03)

(How to install a Britpart electronic conversion kit from Rimmer Bros. Good tips for installing any brand or module)

<https://www.youtube.com/watch?v=ACRgqk1zNd4&t=4s>

Tech Video Comments

Share your thoughts on the featured videos for inclusion in next month's comments section. Also share any videos you have found helpful. Email comments and video links to

president@kcmqcc.com with "Tech Videos" or "TV" in the subject line.

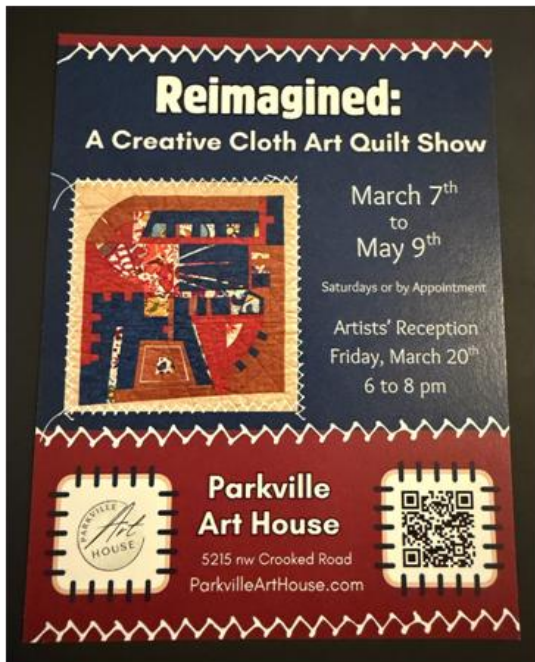


KCMGCC members are encouraged to provide feedback on newsletter articles, club activities, and events, as well as to offer suggestions and share items of interest. Please submit your comments by the 25th of the month to president@kcmgcc.com for inclusion in next month's Shout Out.

Pam Gardner

By Larry Taylor

Congratulations to club member Pam Gardner who has two pieces of her fiber art on display at the Parkville Art House Art Show. Saturday's through May 9th.



Lake Garnett Grand Prix Revival Picnic

By Larry Taylor

Shout Out to Rick Mills and Tim Karman for volunteering to host this year's Lake Garnett Grand Prix Revival Picnic. Check out the details on the KCMGCC Events Calendar by going to <https://kcmgcc.com/events/> then go to Sunday, October 11th and click on the Picnic. Save the date and watch for and RSVP the Evite to be sent later.

Hi-Tech Welding

By Carl Ostanek

Shout Out to Chris Edwards at Hi-Tech Welding in Lee's Summit. Chris was more than willing to take on welding my broken convertible top bow and even mentioned that he takes real pride in helping out the average person especially those in the car community. His shop is absolutely amazing using cutting edge Laser welding along with TIG and MIG, handling any and I mean any metal. He was able to help me out and I was out the door in 30 minutes' what great service at a great price. I highly recommend this shop and you won't be disappointed.

Hi-Tech Welding
1012 SE Browning St.
Lee's Summit, Mo. 64081
816 525-6618

Tim Karman

By Larry Taylor

Shout Out to MG Club vice president Tim Karman who has joined the Heartland All British Car & Cycle Meet committee. The Heartland show will be on Sunday, September 6th with a cookout and boot sale the Saturday evening before.

Making MG Cars At Abingdon: Silent Documentary (1931)

By Steve Olson

I found this video about making MG cars at Abingdon interesting. <https://youtu.be/ZAYIz5BLKm8?si=VSU6n4BhvcRjldly>

(continued on the next page)

Thanks for the Help

By Tom Berry

A Big Shout Out to two fellow KCMGCC members who helped me out when I needed help. Bill Wagoner and Tim Karman both supplied parts I needed to get my car back up and running when I had an unexpected problem just before entering it in World of Wheels. Thank you guys for your help and support. I would also like to thank Rick Mills who had parts ready for me, but was farther away. To the several others that answered the plea I put on Facebook with offers and advice, thank you, too. We have a great Car Club.

Mark Canaday's Boot Sale and Lunch

By Larry Taylor

A reminder that Mark Canaday's Boot Sale and Lunch is on Saturday, April 4th from 9:00 to 2:00 at his home at 5840 NW Brickyard Rd., Topeka, KS 66618. Hang out in Mark's shop, buy, sell and trade British and other car parts and accessories and stay for lunch. Rain or shine. **There is no Evite for this event. I will be leaving the McDonald's at the Legends promptly at 8:30 am if you want to follow me there.**

KCMGCC Spring Tune-up Day

By Larry Taylor

Shout Out to Rick Mills and the guys at Scott's Auto Express in Blue Springs for hosting another great tune-up day. Scott's graciously makes their facility available to us at no charge. Please remember them for your automotive repair and maintenance needs. (See Rick's article and pictures on page 8.)



The Great Car Show

By Larry Taylor

A reminder that the Great Car Show is Sunday, April 19 from 10:00 am to 1:00 pm at the National WWI Museum & Memorial, 2 Memorial Dr., Kansas City, MO 64108. A benefit for the Kansas City Auto Museum. For the best pricing, register [here](#) before April 17th. **KCMGCC and Triumph Club members and other British car owners that wish to drive in and park together meet at Your Classic Ride 2711 Warwick Trfy, Kansas City at 8:45 am to queue up for departure at 9:00 am sharp.**

World of Wheels

By Larry Taylor

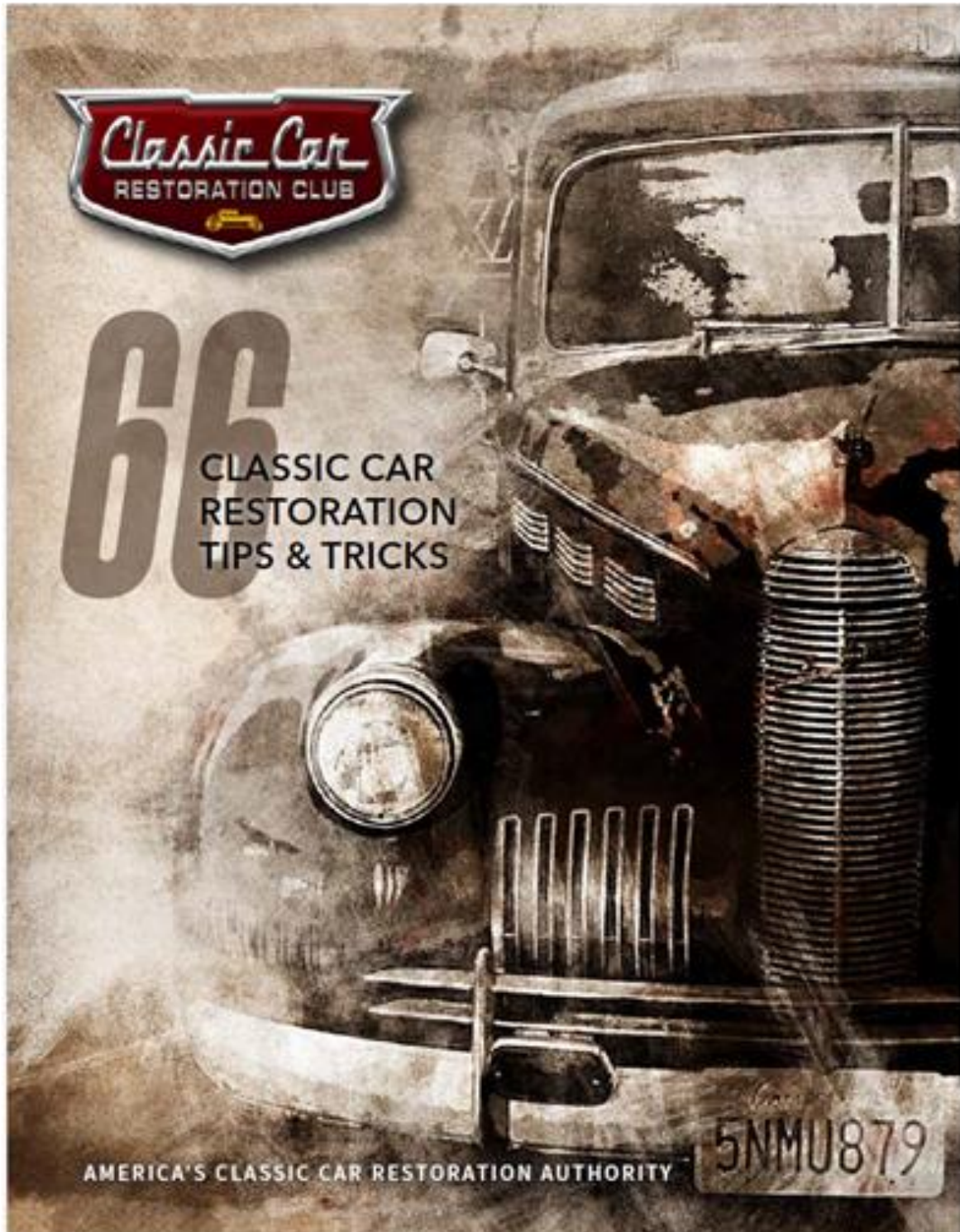
Shout Out to Tom Berry, Rob Pittell, and Brian Stevenson who joined me in showing our cars at the World of Wheels at Bartle Hall on March 20-22nd. Also a Shout Out to Bill Wagoner who assisted us with the logistics of getting the cars in and out. Brian took first place in the Foreign Sport Class with his MG Midget, Tom Berry second with his MGA Coupe, followed by me with the MG TD and Rob Pittell with his MGB.



Classic Car Restoration Tips & Tricks

By Steve Dupus

I got the following download from Eastwood and found it interesting. Some I knew, some I thought could be helpful. Maybe some of it could be useful to our club members. This will be a monthly Tips & Tricks until all 22 pages are published. I will put in two Tip pages at a time.



(cont. on page 10)

Classic Car Restoration Tips & Tricks

(cont. from page 9)

This month: Tips 20 - 26



CLASSIC CAR RESTORATION CLUB
ClassicCarRestorationClub.com

20. BRAKE DANCING

When replacing pads in disc brakes, it's usually tough to get the pistons to recess back into the calipers enough to get the new pads installed and fit over the rotor without a fight. The easiest way I've found to get past this is to use a big C-clamp and the old, worn out brake pad. I use the clamp on the old pad to push the piston back into the caliper before installing the new pads, and if the C-clamp damages the pad, it doesn't matter because it's being replaced anyway. Never use the C-clamp on the piston itself, as it could damage it by not applying pressure evenly. Using the old pad is the best way to go, as using the new pad may cause damage.

— Bill Lee, OH



21. MISFIRE DIAGNOSIS

If your engine has a misfire and nothing else appears to be wrong try swapping the spark plugs from one cylinder to another and see if the problem follows the spark plug. If it does then replace all the plugs. Note the condition of the failed plug and from which cylinder it originated. This may be an indication of other engine problems like oil burning in that cylinder.

— Kelly Hendrickson, MS

22. CLEAN TIMING CHAIN SLACK TEST

There is a very simple check for a loose timing chain due to a broken tensioner, worn gears, or a stretched chain. Pull the distributor cap and observe the rotor position. Take a breaker bar and an appropriate socket and put it on the crankshaft damper pulley. If you have a degree wheel put it on the damper pulley else you can just chalk mark the timing mark position at the appropriate time. Now - slowly turn the crankshaft pulley in a clockwise direction. Watch the distributor and observe that the rotor is moving. Stop turning. Now - mark the damper pulley position with the chalk or observe the degree wheel. Very carefully turn the crankshaft in the other direction and VERY carefully observe the rotor in the distributor. The instant it begins to move STOP turning and mark the crankshaft position again. Measure the number of degrees of rotation of the crankshaft. If there is a lot of slop in the chain then you will have moved the crankshaft ten or fifteen degrees (or more) before taking the slop out of the chain after the reversal before the camshaft began to turn. Get the picture?? If all is well and there is no slack in the timing chain then you will see about three to five degrees of "reverse motion" before the distributor begins to turn.

— Sean Stephens, MN

23. LIGHT SHOW

It's a good idea to occasionally take a good look under your hood in complete darkness with the engine running. Any spark plug wires that are grounding out to header pipes, or other forms of spark scatter will be very easy to spot with all the lights out. It's best to just look and not to touch anything during this type of checkup, since you won't be able to see spinning or hot parts under the hood, but you may be surprised to see sparking and electrical components grounding out. Look over the entire engine compartment from top to bottom and side-to-side. Most engines I've inspected in this manner have at least one errant arc the owner had no idea about, and correcting these little electrical "leaks" often fixes little problems for which no other cure could be found. Make sure to have someone rev the gas pedal a few times too- this is sometimes necessary to cause the arcing.

— James Mabeus, CA

Classic Car Restoration Tips & Tricks

(cont. from page 10)



CLASSIC CAR RESTORATION CLUB
ClassicCarRestorationClub.com

24. PAD THE JACK HANDLE

As do-it-yourself car enthusiasts, we all use floor jacks in the garage and none of us want to dent the doors, rockers, or valance panels under our cars (for some of us, we could say “we don’t want to dent them any more than they’re already dented”). To prevent a floor jack from potentially denting the door or rocker panel on your car, it’s a good idea to wrap the long floor jack handle in roll bar padding or a similar type of foam. This way, if you do slip up and accidentally allow the jack handle to come in contact with the car (during jacking or while sliding the jack under the car), it will not damage the paint or dent any part of the body. While lots of soft materials could be wrapped around the handle to accomplish this same task, roll bar padding fits the jack handle perfectly, and it’s not very expensive either. There’s usually some left over any time you buy enough to cover your roll bar. It’s also available in different colors if you’re actually concerned about keeping everything color-coordinated.
— Glenn Vosburg, TX



25. EASY ALTERNATOR TEST

If you’re experiencing electrical charging issues, it can normally be narrowed down to either a component (alternator, battery, or voltage regulator) or wiring (corroded cables, insufficient ground, or short circuit in the charging system). A quick and easy way to see if the alternator is charging is to hold a metal screwdriver to the back/center of the alternator. If you feel a magnetic pull, the alternator is charging, and you can begin looking elsewhere. If there’s no magnetic pull, there’s no charge being generated, and the alternator is your culprit.
— Dylan Jacobs, IL



26. FREEZE IT LOOSE

Did you know the propellant in a can of keyboard cleaner is wicked cold? Flip a can upside down, hit the button, and it releases the propellant. I’ve found it useful for freezing all kinds of stuff. I’ve had some ball joints that proved to be nearly impossible to break loose. I tried pickle forks, hammers, torch-and-sledgehammer combos...nothing worked. So, I heated the spindle up with a torch, and then I took a can

Midget Mumbblings

By Steve Olson

We all love to cuss and discuss carbs. And I just finished working on my HS4s, so carbs are on my mind. Many people love to hate the Zenith Stromberg carb, but they love the SU. To me, they are much the same. Both are constant depression carbs with variable venturi. They operate on all the same principals. Both are extremely tunable with a wide selection of jet needles available. And both suffered from the emission control devices attached to them in the later years of production. The water heated automatic choke on the Zeniths seem to give the most grief and look complex with those water hoses. Most of us prefer the manual choke versions used until 1977 I think. What we call a choke is not a choke. A choke reduces air flow. Our carbs have enrichment devices that increase fuel flow. Both result in a richer fuel/air ratio to get a cold engine started. Either a Zenith or SU is efficient and can produce good performance when properly set up. On my '76 Midget, I swapped the single Zenith that was working just fine for a pair of HS4s from a home market MG Midget. They were harvested from some junk yard in the UK and had done untold miles before I got them. I just knocked the caked-on grease off the outside and bolted them on. And performance, especially throttle response, improved. I think mainly the improvement was due to the manifold not having two sharp right angle turns. Eventually, I changed needles for ones slightly richer at higher RPMs and both performance and fuel economy improved even more.

But I always struggled to keep the carbs in tune, especially the front one. I have put more than 50,000 miles on them, so I knew they must be suffering from the problem all SU carbs fall victim to: worn throttle shafts and bushings. I considered sending the carbs off to a professional rebuilder who would ream the housings and install bushings using special tools. And, of course, they would replace the jets and needles and do a thorough cleaning and polishing to make the carbs appear far better than new. But the cost and the many weeks of down time were unacceptable to me. I am cheap and besides, I drive the car some year round.

I knew the throttle shafts were hard brass while the carb housings or bushings were softer. Thus the shafts wear more quickly as the softer metal absorbs bits of dirt and grit that then grind away the shaft. I decided new shafts would be enough to solve 90% or more of the problem, and I put a pair of them on order. They arrived and I went to work.

I removed the carbs from the car and tore one down. No need for photos since I would have the other to use as a pattern. The rear carb was first and I was amazed to see very little wear on the shaft and even more surprised to find someone before me had bored the housing and installed bronze bushings. The new shaft fit snugly and reassembly went smoothly. Then I tackled the front carb and, as expected, the shaft there was showing very visible wear. The bushings looked fine and the new shaft fit them snugly enough. Somehow, getting the cams and springs back on this time was challenging, but using the other carb as a pattern, I eventually figured it out. While I was at it, I "adjusted" some of the choke linkages to, hopefully, improve their function and prevent the choke sticking in the ON position.

Why did the front carb suffer far more wear than its partner? And why was only the front end of its shaft worn? My guess is that most dust and dirt enter the engine bay from the front and the end of the carb shaft is exposed. Any grit that lands there is blown and sucked into the tiny space between the shaft and bushing. I may try to fashion a dust seal to protect that. If nothing else, I may put a small O-ring on the shaft and slide it up next to the housing just to divert some of the grit from blowing in. Those dreaded Zeniths, of course, have a true shaft seal that minimizes this problem and even if the shaft does wear a little, the seal will prevent there being an air leak. But SU carbs are the ones we all love.

KCMGCC Lending Library

Our club has the books listed below available for members to borrow. We'll track checkouts and returns to ensure everyone gets a chance to read them. If you have books to donate or return, bring them to the next Social so others can benefit. To borrow, email me at president@kcmgcc.com and I will bring your selected book to the Social or arrange pickup from my house. Many of these books may be previewed online by Googling the title and author.

1. **Auto Restoration from Junk to Jewel** by Burt Mills, 1980
A detailed guide to restoring almost any old car to like new
2. **BMC and Leyland B-series Engine Data** by Lindsay Porter, 1985
B-series, history, engine data, repairs & maintenance
3. **Girling Disc Brakes and Servicing** by Lucas Girling Limited
Preventive and general maintenance
4. **Girling Drum Brakes and Servicing** by Lucas Girling Limited
Preventive and general maintenance
5. **Guide to Purchase & DIY Restoration of MGB** by Lindsay Porter, 1985
Complete guide to MGB purchase and D.I.Y restoration
6. **How to Restore Your Collector Car** by Tom Brownell, 1984
A practical down-to-earth car restoration manual
7. **MG Great Marques Poster Book**, Chris Harvey, 1985
Photos, descriptions and specification from Old Number One to the MGB
8. **MGA and Twin Cams 1955-1962** by RM Clarke
Road Tests, comparison tests, driving reports, records & more
9. **MG Sports the Six Cylinder Cars** by Peter Garnier, 1978
Descriptions, drawings, road tests of MG prewar 6-cylinder cars
10. **MG Parts Catalog Up to September 1976**, British Leyland UK Ltd, 1976
Covers MG, MGB, Tourer, GT and V8
11. **MGA - A history & Restoration Guide** by Robert P. Vitrikas, 1980
MGA Development, history, competition history & restoration guide
12. **MGA & MGB 1956 - 1979 Shop Manual** by Alan Ahlstrand, 1981
Clymer Publications Shop Manual
13. **MGA 1500, 1600, Twin Cam** by F. Wilson McComb, 1983
MGA history, development, competitions and specifications
14. **MGA Owner's Information & Technical Guide** by Todd A. Clarke, 1996
Tips that complement other restoration guides.
15. **MGA Restoration Guide** by Malcolm Green, 1995
Restoring body work, chassis, engine and trim etc. and more

(cont. on page 19)

KCMGCC Lending Library

(cont. from page 18)

16. **MGA Workshop Manual**, British Motor Corporation, Ltd., 1958
MGA factory manual Series MGA 1500, MGA 1600, MGA 1600 Mk II
17. **MGB Automotive Repair Manual** by John Fowler, 1989
Haynes manual covers all MGB Roadster and GT Coupe with a 1798 cc engine
18. **MGB Owner's Survival Manual** by Jim Tyler, 1995
MGB servicing and troubleshooting
19. **MGB The Illustrated History** by Jonathan Wood, 1994
Illustrated history includes MGB, MGC, MGB GT V8, and MG RV8
20. **Original MGB w/ MGC and MGB GT V8** by Anders Ditlev Clausager,
Restorer's guide to all Roadster and GT models 1962-1980
21. **SU Carburetors** by A. K. Legg, 1989
Haynes SU tune-up, overhaul, specifications manual
22. **The Book of the Car** by Anders Ditlev Clausager
History and development of the MG
23. **The Classic MG Yearbook 1973** by Richard L. Knudson, 1974
Reports on outstanding MG events in 1973
24. **The Classic MG Yearbook 1974** by Richard L. Knudson, 1975
Reports on outstanding MG events in 1974
25. **The MG Collection - The Post War Models** by Richard Monk, 1995
MG photos, specifications and narrative from the TC to the MGF
26. **The Series MGA Workshop Manual** by The MG Car Company
The official MGA factory shop manual
27. **Tune Up Your MGA-MGTD-MGTF Sports Car** by S. Russell Hawe, 1962
Tune up guide for MGA, MG TD and MG TF
28. **Tuning S.U. Carburetors 3rd Edition** by Speedsport Motobooks, 1975
SU Maintenance, tuning, needle specifications and more
29. **University Motors Press Technical Book** by John Twist et al, 2005
Compilation of John Twist TECH-niques and other technical articles

Books For Sale: Selling my collection of books, mostly about MGs, plus a few other marques. Books in Good to Fine condition. If interested, email me at MG48TCGRN@YAHOO.COM and I'll send you a price list. I am a member of the Long Island MG Car Club and NAMGBR. Ed Goldberg (05/25)

2026 KCMGCC CALENDAR OF UPCOMING EVENTS

April 2026

4th, Mark Canaday Boot Sale & Lunch
 7th, Board Meeting, Zarda BBQ, Lenexa
 11th, Olpe Chicken Run, Cecil & Mia
 14th, Social, Zarda BBQ, Lenexa
 21st, CRUMB Breakfast, Black Bear Diner, Olathe
 26th, Military Community Car Show, Tim Karman
 22nd, Ladies Luncheon, Carrabba's Italian Grill

May 2026

2-3rd, Route 66 Centennial SLIM Run
 9th, Aristocrat Motors British Invasion
 12th, Social, Zarda BBQ, Lenexa, KS
 19th, CRUMB Breakfast, Caleb's, KCMO
 22nd, Olathe Fourth Friday Cruise
 27th, Ladies Luncheon, Location TBD

June 2026

6th, Alfa Club, River Winery Drive, Rushville, MO
 7th, British Car Week Picnic
 9th, Social, Zarda BBQ, Lenexa
 11th, Cactus Creek Croquet, Parkville, MO
 13th, Flint Hills Drive, Michael Wilds
 16th, CRUMB Breakfast, Rae's Café, Indep., MO
 20th, Drive & Dine, Gerry Cahill
 24th, Ladies Luncheon, Location TBD
 26-27th, GOBMC Car Show, Springfield, MO

NOTE: The full page calendar for the year is now on the website, <https://kcmgccc.com/events/>.
 When you click on each event, it will describe full details: time, location, etc.

The Club uses Evite to notify members of upcoming events and to provide the host with the feedback to properly plan the event based on the number of people attending. You can set up an Evite account by going to <https://www.evite.com/register?next> entering your email address, a password, and your name, gender, and ZIP code. You can then check the status of the events you have been invited to or change your RSVP at any time by logging in to your account. Phone apps are also available from your app store.



Kansas City AUTOMOTIVE MUSEUM

**New Award
Categories
for 2026**

April 19, 2026

10 AM to 1 PM

Registration opens Feb 1
Starting at \$25



Scan or Visit
Website Below

The Great Car Show is a **fundraiser** benefiting the Kansas City Automotive Museum. This event showcases hundreds of vehicles from all over the Midwest and welcomes thousands of enthusiasts.

VIP Package: \$100*
Classic Registration: \$55*
Drivers Entry: \$40*

*Early Bird and Membership discounts available



TheGreatCarShow.org
Info@KCAutoMuseum.com



2 Memorial Dr.
Kansas City, MO 64108



(913) 322-4227



POP-UP CAR SHOW

SUPPORTING

COMPLETE THE MISSION

RAISING AWARENESS FOR VETERAN SUICIDE



APRIL 25TH MERRIAM MARKETPLACE

5740 Merriam Drive, Merriam, KS

Cars Arrive 8:30AM - 10:00AM • Show 11AM - 2PM

SPONSORSHIP AVAILABLE!

Put your business in front of 100+ attendees • Support a powerful cause

TITLE SPONSOR \$5000 • GOLD \$2500 • SILVER \$1500 • COMMUNITY \$500

TROPHY SPONSORSHIP \$1000 EACH BRANCH TROPHY & PEOPLE'S CHOICE

Limited Sponsorship Spots - Call Now!

CONTACT: TIM KARMAN • 918.809.2206



WHAT IS CAPITAL CRUISE

Capital Cruise is a classic car parade celebrating 100 years of the Mother Road in Tulsa, the Capital of Route 66. The cruise will be on **Saturday, May 30, 2026**.

The Capital Cruise Expo will take place at Expo Square Thursday and Friday night before the cruise with food, live music, games, and classic cars! More information will be available closer to the event on CAPITALOFROUTE66.COM.

WHO CAN PARTICIPATE IN THE CRUISE?

Any car made in 1996 or earlier is eligible to join. Your vehicle must be in safe working condition, insured, and able to idle along the 5.5-mile route.

IS THERE AN APPLICATION FEE?

- ✓ Yes.
- ✓ **Early registration** (on or before April 30, 2026) is \$15.
- ✓ **Regular registration** (May 1–30, 2026) is \$25.

WHAT HAPPENS IF IT RAINS?

The cruise is a rain-or-shine event. In the case of severe weather, you'll receive email and text notifications with further instructions. No refunds will be issued.

HOW WILL I GET UPDATES ABOUT THE CRUISE?

You'll receive regular emails with updates, reminders, and route instructions as we get closer to the event. You can also follow our Facebook event page.

READY TO REV UP?

REGISTER TODAY!

**SIGN UP ONLINE AT
CAPITALOFROUTE66.COM**

OR

GET IN TOUCH

✉ brad@factor110.com

☎ 405.604.0041 ext. 102

(cont. on next page)



LEARN MORE



CAPITALOFROUTE66.COM

The Cruise route will encompass 5.5 miles of Route 66 within Tulsa's city limits. After staging at Tulsa's Expo Square, cars will travel to the official start of the spectator route at 11th and Yale. The route will then follow 11th Street (Historic Route 66) just south of the University of Tulsa and through key intersections including South Harvard, South Lewis and South Peoria, offering several high-visibility zones for spectators.

The route was determined through meetings and collaboration with city officials, Tulsa police, road closure personnel and Route 66 Commission members. Research into infrastructure, public safety and operational considerations led to the final decision.



**NORTH AMERICAN
COUNCIL OF
MG REGISTERS**

**Invites ALL MG Owners
to join us August 24-27, 2026
in the Sandusky, Ohio / Lake Erie area
for the every-five-year ALL-MG Event**
mginternational2026.org

SHORES & ISLANDS OHIO
CEDAR POINT SANDUSKY PUT-IN-BAY

Registration opens
year-end 2025





24th

BRITISH *in the* OZARKS

ALL BRITISH CAR & CYCLE SHOW

Host Hotel

Holiday Inn
Convention Center of
Northwest Arkansas
1500 S 48th St,
Springdale, AR 72762

BENEFITTING THE ALS ASSOCIATION

"Fighting Lou Gehrig's Disease"

October 22-24, 2026

University of Arkansas Agripark

Fayetteville, Arkansas

SPECIAL GUEST

TIM SUDDARD

FOUNDER & EMERITUS PUBLISHER OF CLASSIC
MOTORSPORTS & GRASSROOTS MOTORSPORTS MAGAZINES

Registration Online



britishironnwa.org

or contact

britsintheozarks@gmail.com

Thursday Oct. 22nd

♦ 9 am: Driving tour –
Holiday Inn departure
♦ 10 am – 9pm:
Torchy's Tacos
restaurant fundraiser

Friday Oct. 23rd

♦ 9 am: Driving tour –
Holiday Inn departure
♦ 6 pm: Cookout &
preshow party –
Holiday Inn

Saturday Oct. 24th

♦ 10 am – 2 pm: Show
& silent auction
♦ 6 pm: Awards dinner
& special guest talk –
Holiday Inn



SPONSORED BY
BRITISH IRON TOURING CLUB OF
NORTHWEST ARKANSAS

PRESENTED BY
Jeff & Lisa
Kellogg



Club Member advertisements

FOREIGN CAR ENTERPRISE



CRAIG VAUGHAN
FORCARENT@AOL.COM

2342 HOLLY
KANSAS CITY, MO 64108

(816) 471-6687

HICKS BRITISH



CAR PARTS

hicksbritishcarparts.com

Mike Hicks Phone: 913.980.9292
Email: hrepair@yahoo.com

Service & Repair
Major Mechanical
Performance Tuning
Engine Management
Reliability Upgrades
Convertible Top
Interior
Total Restoration



EURO-ASIAN MOTORS
Specializing in British Since 1981
816-210-8970

Gary Gumminger
12804 Locust St
Kansas City, MO 64145
816-210-8970
gummball1@gmail.com


Local Used MGB Parts

Now that Victoria British has left KC, it's less convenient to get MGB parts. I have collected a lot of used parts over the years and am making them available for very reasonable prices. If a used part for your 68-80 MGB will do, give me a call or drop me an email. This is not my profession, just trying to keep them on the road. Maybe you can save on price, shipping, tax and time. I'm a club member and live in KC North.



Dave Dobbins
816 510 2920
Satyr62@yahoo.com

For Club Members to Borrow: I have built this engine stand to run engines on and is available to any club member who will return it in as good a shape as it was when they borrowed it. Photo is with an MG engine on it. Call me at 816-835-8262. Tom Berry. (1/21)



CLASSIC-FIEDS


For Sale: 1977 MGB. This vehicle is in good condition overall and completely operable. The exterior paint and trim are presentable. Recently installed a new fuel pump and carburetor. We have owned it since 2007. Always garaged. 42,100 original miles. Less than 1,000 miles on new tires. **New price \$10,000.** If you have any other questions, call or text me, Moe Pelletier, 913-727-2304, moe.pelletier.sr@gmail.com. (04/25)



For Sale: MGA/B Cylinder Head. Complete cylinder head assembly just rebuilt by Noland Cylinder Heads. Casting number 12H 906. Magnafluxed, hard seats, guides, late model MGB springs and retainers. This will include complete rocker assembly with tuftrited rocker shaft, ARP rocker studs, nuts and washers, thermostat, thermostat housing, gasket, rocker cover and gasket. \$775. Call me at 816-835-8262. Tom Berry. (2/26)



For Sale: Complete SU H4 carburetor set. Complete set H4 SU's on MGA intake manifold including linkage, heat shield, and braided stainless fuel lines. \$675. Call me at 816-835-8262. Tom Berry. (2/26)



MOSS My Account | New Products | Closeout Items

MGB
WITH 1800cc ENGINE
Safety MB Sport!



... POWER in hand

... Lovely to handle






Celebrating 60 Years of the MGB!

To the minds of many, the MGB epitomizes the 1960s. That spirit of fun and freedom has been a part of our lives for sixty years—isn't that incredible! Mark this celebratory moment with limited edition 60th anniversary products, gifts and gear commemorating the legendary MGB. Stock is limited, so get yours today!

Contact Us

Sales:
800-667-7872

Customer Service:
800-689-9313

Tech:
805-681-3411




britishsportscarlife.com

Your Car ... Your Story

MGB DRIVER
A word of an Old American

I'm looking for MG Stories!

North American MGB Register
P.O. Box 55, Whittington, H 62897-0055
1800-626-4271 • www.namgbr.org

Robert Rushing
Editor—MGB DRIVER Magazine
mgstime@swbell.net — (314) 614-4671

Scott St. Clair, Owner
ASE Certified Master Technician

Scott's
auto express, llc
3055 US 80 Hwy
Blue Springs Mo
816-229-AUTO

816-220-7171 **816.229.2886**
fax 816.229.9395
www.scottsautoexpress.com

Complete Automotive Repair - Foreign & Domestic

AC Service/Repair	Tune-ups	Steering/Suspension	Diagnostics
Brakes	Engine/Transmission Replacement	Scheduled Maintenance	Electrical

GET YOUR FREE LISTING TODAY!



Step One: Go to BritishCarClassifieds.com

Step Two: Create Your Account

Step Three: Click the "SELL A CAR" Link and Select "Gold Plan"

Step Four: Enter Coupon Code: **MOSS** on the Checkout Screen

Step Five: Click "Apply" then "Next Step" to Launch Your Free Listing

Your listing will run for as long as it takes to sell your car.
We deal exclusively with British cars, so your ad is sure to be seen by the right audience.



"This tool gives the classic car owner the freedom to go to virtually any tyre centre/garage and accurately have your wheels balanced. The set has the three most commonly used spindle sizes on dynamic balancing: 36mm, 38mm, and 40mm. It has cup sizes to fit 42mm and 52mm centre lock wheels."



North American MGB Register

P.O. Box 876
Downers Grove, IL 60515-0876

Thank you for your inquiry into the North American MGB Register. We are the official register for MGB, MGB/GT, MGC, MGC/GT, MG V8, Midgets, MG 1100/1300 sedans, and all Post Abington MGs.

As a member of NAMGBR, you will receive:



The MG Driver

This bi-monthly magazine is packed with over 60 pages of useful information with the right mix of Technical and Member information.



Mutual Aid Directory (MAD)

Many members list their contact information to help fellow NAMGBR members in the event they break down in their area.



Club Insurance

Does your club sponsor a car show, driving event or meeting? Many venues require insurance to hold the event on their property. If your club has 8 NAMGBR members and is a Chapter of NAMGBR...you're covered for free!



Member Classified

NAMGBR offers a free classified section in both the MG Driver and the website. Have an extra MG or parts you want to sell? Target your advertising to the people you know are buying MG.



Technical Help

NAMGBR has assembled a group of technical experts to answer your questions



Annual Convention

In conjunction with a NAMGBR Chapter, we sponsor a convention highlighting a different part of the United States or Canada. This 4 day event features driving tours, a car show and a taste of the local food and drink. In 2026, MG2026 International will take place in Sandusky, OH



Regalia

We have a number of ways you can show your NAMGBR membership to the public.



Car Insurance

NAMGBR is the first MG Register to offer members the 5% Hagerty Collector Car Insurance Discount. Being a member of NAMGBR can save you money on your insurance



Dash Plaque

To commemorate your membership in NAMGBR, you receive a dash plaque to display in your car, home, office or where ever.



100,000/200,000 Mile Register

Has your MG gone the distance, and traveled over 100,000 or 200,000 miles? NAMGBR honors this achievement with a dash plaque your car can wear with pride.



Window Sticker

Proudly proclaim your membership in NAMGBR with this attractive two sided window sticker.

Do you want to know more about the North American MGB Register? Check out our website at: www.namgbr.org

Do you want to be a member in the largest club in North American dedicated to the MGB, MGB/GT, MGC, MGC/GT, MG V8, Midget, 1100/1300 Sedans and Post Abington MGs?

Go to the website and either download a PDF membership form and mail with a check or instantly join via Credit Card



We look forward to having you as a member of NAMGBR!



Classic British & Jaguar Parts



Shop Online at MossMotors.com

Register Your MGA With NAMGAR!



Join over 2,000 enthusiastic owners in the restoration, preservation, and sheer enjoyment of driving an MGA, Magnette, or variant of this noble breed. You'll receive six bi-monthly issues of *MGA!*, our full-color, award winning magazine, invitations

to National and Regional Get-Togethers throughout the U.S. and Canada, plus a knowledge base and support group second to none. All this for just \$37.50 per year (North America), or \$52.50 (International). Get more information at <http://www.namgar.com>, or contact registrar@namgar.com.



North American MGB Register

The only MEMBER-RUN organization for MGB, MGC, Midget, 1100/1300 and Post Abingdon Car owners.

- ANNUAL MEMBERSHIP \$30** (\$45 overseas)
- Dash plaque • Membership card • Window decal
 - Six bi-monthly issues of *The MG Driver*, a 68-page informative magazine.
 - Annual national convention – a four-day MG party!

North American MGB Register

PO BOX 876 • Downers Grove, IL 60515-0876

Toll-free phone: 800-NAMGBR-1

www.namgbr.org

**** ARTICLES NEEDED ****

We need articles for the newsletter!
 Please submit anything you would like to share with members to
rickmonica@kc.rr.com.

Cost to place an ad in the “Classic-fied” section with/without pictures is free to KCMGCC members and \$5 for non-members. Ads will run for a period of 4 months and can be canceled at any time by the submitter. Ads should be submitted to:

rickmonica@kc.rr.com
 or
membership@kcmgcc.com

Costs to Business Advertise

Ads run for one year (June-through following May). Cost is:

Ad Size	Cost for KCMGCC Members	Cost for Non KCMGCC Members
Business-card Size Ads	Free	\$18
1/4 page Ads	Free	\$25
1/2 page Ads	\$25	\$50
Full page Ads	\$50	\$100
Link to Business from KCMGCC Web Site	Free	\$5

Ads must include artwork, and whether they want a link to their business with their website address. and be sent to membership@KCMGCC.com



Regalia

Please Note: Prices do not include shipping & handling for mailing to out-of-town members. You can pick up Regalia at any local event or when you are in town.



Short Sleeve \$15

Long Sleeve \$20

If you want to bring your own shirt (s), the cost to put the logo on is \$10 per shirt.

Please call Susan Pittell, 913-406-8128, for availability of sizes and color of shirts.



Tile Coasters

Mix or match.

\$8 ea, or 2 for \$14.



NEW STYLE Ball Caps

These just made for our club through our vendor. All tan softer caps with white lettering instead of black and another light tan softer cap with darker bill. Can be seen better from a distance.

Still only **\$20 each.**

Heavy Duty Magnet, 11"x 4"

These are great for your garage or on your car at car shows. **\$8 ea or 2/\$14**



Name Badges: This is free to all club members! You have the option to have a picture of your car on this badge or not, that is completely up to you. The only catch is you have to provide a picture if that is what you want.

Regalia

(cont. from page 33)

Please Note: Prices do not include shipping & handling for mailing to out-of-town members. You can pick up Regalia at any local event or when you are in town.



Windshield Sticker

Our nifty Club will provide all members with an equally nifty windshield sticker for one of your cars. This sticker is placed on the inside of the windshield to proudly display your club affiliation wherever you go! If you need more of these windshield stickers in your life than the one that is provided free as a new member, it will be **\$3.00 each**.



Wall Art: \$20/Small

Cover your bare spots on your walls. This piece fixes that issue quick! Metal. 9 1/2" W x 3 1/2" H

Bottle Cap Magnets

\$3 ea, or buy 4 get 1 free
These are the best ways to jazz up your fridge!



Lapel Pins: \$2 ea.

This pin gives a distinguished look to anything you choose to stick it to, while displaying your club affiliation eminently.



Oil Change Windshield Sticker: \$1

These are a great looking and a functional way to keep track of your oil changes.

Name Badges: This is free to all club members! You have the option to have a picture of your car on this badge or not, that is completely up to you. The only catch is you have to provide a picture if that is what you want.



JOIN THE KANSAS CITY MG CAR CLUB



YOU GET ALL OF THE FOLLOWING:

Monthly Newsletters ~ Car Shows ~ New Friends ~ Rallies & Driving Tours
Cars for Sale ~ Advice ~ Social Events ~ Monthly Activities ~ Tech Sessions
Free Ads ~ Technical Tips

Name: _____ Spouse/Other: _____

Address: _____

City: _____ State: _____ Zip Code: _____

Cars (Year, Make, Model): _____

We must have an email address as we do electronic newsletters and send out electronic invitations.

Email Address: _____ Phone or
Cell Phone: _____

2nd Email Address: _____ Cell Phone: _____

Please list any other British clubs or registries you are a member of: _____

Are you a member of NAMGBR? _____ Are you a member of NAMGAR? _____

Do you want your telephone number and email address listed on the club roster? Yes ___ No ___

Mail completed application and your checks payable to:

KCMGCC
c/o Jeff Storms
15960 Linwood Rd
Bonner Springs, KS 66012

OR, [ctrl + click here to pay with a credit card](#) and email the completed application to membership@kcmgcc.com or mail it to the address above.

Prorated dues for new members joining in the months of:

To join and pay online go to
www.kcmgcc.com/membership
or scan

January	\$ 6.00	July	\$18.00
February	\$ 4.00	August	\$16.00
March	\$ 2.00	September	\$14.00
April	\$20.00*	October	\$12.00
May	\$20.00*	November	\$10.00
June	\$20.00	December	\$ 8.00



* Pays through May 31st of the following year.

Dues for renewing members are \$20.00 covers the period June 1st through May 31st.



KANSAS CITY MG CAR CLUB STUDENT MEMBERSHIP APPLICATION



Free membership for individuals age 16 to 23 enrolled in high school, trade school or college courses.

Your Name: _____ Age _____

Address: _____

City: _____ State: _____ Zip Code: _____

Email Address: _____ Phone or Cell Phone: _____

Educational Institution _____ Grade Level _____

Cars owned, if any (Year, Make, Model): _____

Do you want your telephone number and email address listed on the club roster? Yes ___ No ___

To be completed by the parent/guardian only if student is under age 18.

Parent or Guardian Name: _____

Email Address: _____ Phone: _____

I hereby give consent* for my child to join the Kansas City MG Car Club and participate in the club's meetings and events.

*Please note that a student will not be able to participate in the club without parent/guardian consent. Students who are 18 or older do not require consent.

Parent/Guardian Signature: _____ Date: _____

If you have any questions about the Kansas City MG Car Club, its activities, or later decide you no longer want your child to be a member, please email President@kcmgcc.com.

Mail completed application to:

KCMGCC
c/o Nancy Dannhauser
1454 Brompton Lane
Raymore, MO 64083-3505

<https://kcmgcc.com/>