



Kansas City MG Post

Newsletter of the Kansas City MG Car Club

Kansas City MG Post Vol: 41 Issue: 6

JUNE 2022

IN THIS ISSUE:

REST OF THE STORY	4
OLPE CHICKEN RUN	5
TRIUMPH CLUB PICNIC	7
CRUMB TUES. BRKFST	10
THIS MO. IN HISTORY	11
MIDGET MUMBLINGS	13
LOANER LIBRARY	21
2022 CLUB CALENDAR	22
CLASSIC-FIEDS	25
REGALIA	31
AND SO MUCH MORE!	

CLUB OFFICERS

President: Rick Mills
RickMonica@kc.rr.com

Vice President/Events: Dave Dobbins
satyr62@yahoo.com

Treasurer: Larry Taylor
larry@taylorgroupcpa.com

Membership Chair: Nancy Dannhauser
nndannhauser@yahoo.com

Regalia: Chris & Peyton Coulter
cjcoulter@me.com
peytoncloe@icloud.com

Newsletter Editor/ Historian: Monica Mills
rickmonica@kc.rr.com

Members at Large: Dan Dannhauser
nndannhauser@yahoo.com

Gerry Cahill
mgprez@hotmail.com

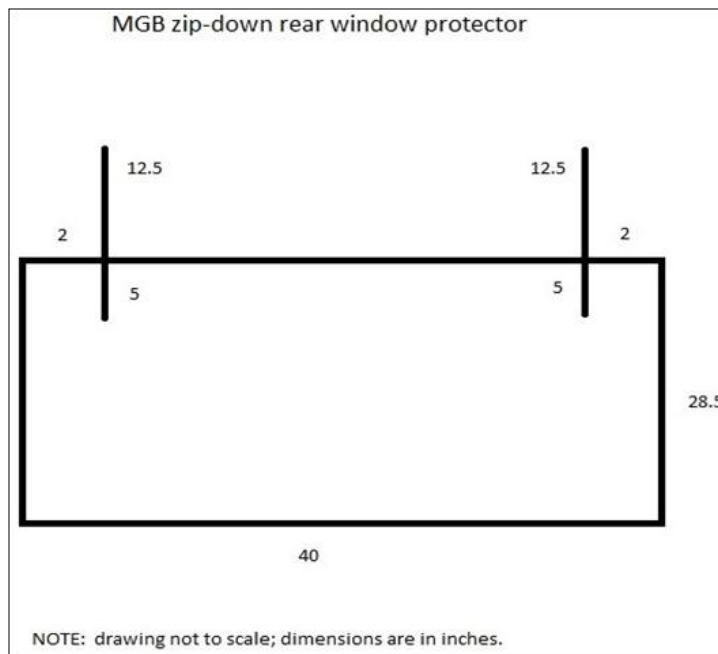
MGB Zip-down Rear Window Protector

By Tom and Karen Sim

Have you ever wondered how to protect your zip-down rear window to minimize scratching or other damage when it's rolled down? That was the issue we faced when we installed a new top with a zip-down rear window.

My wife is very clever when it comes to working with fabric so she set about designing and making a roll-up protector for the window.

The design is illustrated in the diagram below.



Materials needed:

- A piece of soft fabric. We used flannel with colors and pattern appropriate to the car.
- 2 17.5 inch pieces of 1-inch wide webbing.
- 2 pieces of 1-inch wide Velcro that are 2-inches long.
- A 36-inch long piece of 2-inch diameter swimming pool noodle.

(cont. on page 2)

ABOUT THE MG POST

The Kansas City MG Post is published monthly by the Kansas City MG Car Club. The KCMGCC is a member of the North American MGB Register and the American MGB Association, and is affiliated with the MG Owners Club, Cambridge, England. The MG Post is provided free to members. Opinions expressed herein are not necessarily those of the Club, the Club Officers, or the staff of the newsletter. Technical information is believed to be accurate; however, any repairs on mechanical advice is attempted at the reader's risk. The Club, Officers, or newsletter staff will not be responsible for any misinterpreted or incorrect technical information. If in doubt, consult a certified technician.

NAMGAR

The Kansas City MG Car Club is a chapter of the North American MGA Register (NAMGAR). The Register was established in 1975, with the sole objective of promoting the restoration, preservation, and enjoyment of the MGA, Magnette, and their Variants. While NAMGAR started as a register of MGA's in North America, it soon became an organization to join, as evidenced from a membership roster of folks from all over the world! It immediately became the catalyst for very special social gatherings. NAMGAR is managed by unpaid volunteer Board and Staff members. They give their expertise and time freely in an effort to make NAMGAR the best MG club in the world.: Cost of membership in the NAMGAR is \$37.50 North America/\$52.50 International per year and unique dash plaque indicating your car's Register number, NAMGAR's award winning magazine, *MGA!*, six times a year and other benefits.

NAMGBR

The Kansas City MG Car Club is a chapter of the North American MGB Register. The North American MGB Register was formed in 1990 to serve the needs of MG owners throughout the world. The Register's executive committee is elected by the Affiliated Chapters. Officers can only serve two consecutive terms which ensures that new people and fresh ideas are always available. Finances are open to inspection at any time and the Treasurer provides financial statements that show how the membership's money is spent. Officers and Registrars receive no financial remuneration for their duties, but volunteer out of the spirit of the marque.

The award-winning magazine *MGB Driver* is published six times a year.

Cost of membership in the NAMGBR is \$30.00 per year and includes a dash plaque with your membership number, the *MGB Driver* magazine, and other benefits.

MGB Zip-down Rear Window Protector

(cont. from page 1)

Assemble the protector as follows:

1. Prepare the fabric as follows:
 - a. Decide which side of the fabric will be in contact with the window. This side will be the **TOP** in the steps below.
 - b. Allowing for a ½-inch hem along each of the four sides, cut the fabric so that the finished dimensions are as shown in the diagram. Fold the edges in ½ inch and hem (zig-zag or straight stitch).
2. Attach the Velcro to the webbing as follows:
 - a. Separate the Velcro into the "hook" and "loop" pieces.
 - b. On one end of the webbing, sew either the "hook" or the "loop" piece to the webbing.
 - c. Turn the webbing over and sew the other Velcro piece on the other end of the webbing. If this is done correctly the "hook" and "loop" pieces will be on opposite sides of the webbing.
 - d. Repeat this procedure on the second piece of webbing.
3. Attach the webbing to the fabric as follows:
 - a. Place the **TOP** side of the fabric **up**. Then sew one of the strips to the edge of the fabric 2-inches in from the hemmed side of the fabric making sure that the Velcro piece on the short end of the webbing is facing hooked side **up**. The loop side of the Velcro piece on the long end of the webbing should be facing loop side **down**.
 - b. Repeat this procedure for the other webbing strip.

You should now have a finished soft cloth protector for you zip-down window.


(cont. on page 3)

MGB Zip-down Rear Window Protector

(cont. from page 2)

To install the protector, follow these steps:

1. With the zip-down window in the up or unzipped position, place the fabric with the **TOP** side down, then feed each of the long webbing pieces under the top. These strips should be outside of the cleats on the rear deck.
2. Tuck the edge of the protector under the inside edge of the top.
3. Unzip the window and lay it down over the protector.
4. Lift and extend the window and protector towards the back of the seats and place the swimming pool noodle on top of the end of the protector.
5. Keeping the fabric over the noodle, gently roll the noodle towards the window. Once the protector is rolled all the way up, connect the two ends of the webbing together to hold the assembly in place as shown in the picture below.



Your zip-down window is now securely fastened and protected.

The Rest of the Story

By Phil Nicholson

As reported in the May Kansas City MG Post, My Miata quit me as I was heading home from the Spring Tune-Up at Scott's Auto Express. The Miata lives outside under a car cover. This was the first time it was started since last fall. I checked a few things, started it up, and headed for Blue Springs. I wasn't planning on working on it, just went to visit.

After awhile, I decided to head for home. I went east to 7 Highway and headed south. I stopped at the stoplight at South Moreland School Rd. When the light changed, I wound it up pretty good and when I shifted to second, the engine shut off. I coasted into a CVS parking lot. It acted like the fuel pump had quit or I had run out of gas. I could pump the foot very fast and get up to about 1500 RPM. As soon I stopped pumping, it would die. There was a gas station across the road. I went over and got two gallons of gas. That didn't help. I was stumped. I called Geoff Rollert. He was still at Scott's. He and Larry Taylor came over in Geoff's TR GT6 and Steve Olson came along in his Midget. Now the four of us were stumped. Geoff hooked up a tow strap to his GT6 and towed me back to Scott's. Steve followed and kept traffic off my bumper. I asked Scott to find and fix the problem. Denny Hale gave me a ride home down north of Harrisonville. Very much appreciated.



Scott called me the following Tuesday and said they had found and fixed the problem. It appears a mouse got into the air filter box and couldn't get out. It had torn about a 1-inch hole in the filter trying to find a way out. The air intake is a 2-inch plastic tube and part of it is almost vertical. It goes into the bottom of the air box. This made a lot of trash. Apparently, when I wound it up at the stoplight, it sucked trash into the engine intake system and some attached itself to wire inside the Mass Air Flow sensor-skewing fuel trims. After cleaning the MAF, air filter box, and installing a new air filter, my vehicle runs great.

Many thanks to all who helped me in my time of need!!!



Made it to the SLIM Run April 30th.


Olpe Chicken Run

The annual Olpe Chicken Run on May 7th was a big success again this year as 59 participants from five different British car clubs journeyed to the Chicken House 10 miles south of Emporia for some great food, conversation and car viewing. Cool morning temperatures and bright blue skies made for perfect driving conditions. The event originally was planned for April 23rd, but a forecasted threat of rain for that day caused a date change to Saturday, May 7th.

Most of the Kansas City area contingent -- members of the local Triumph and MG Clubs, caravanned together from the McDonalds in Gardner, heading west on US Highway 56, with a pit stop at the Casey's in Burlingame, and then south on Kansas Highway 99 through Emporia and on down to Olpe. Our group was ably led by Steve Olson, and we didn't lose a single participant along the way nor did we experience any mechanical issues!

Twenty-three Kansas City MG Club members and 15 Kansas City Triumphs Club members arrived at the Chicken House at about 11:00 a.m. where we met 12 members of the Heart of America Jaguar Club, five members of the Lawrence All British Club, and four members of the Topeka All British Club. Prior to the COVID pandemic, we had seen upwards of 100 participants in past Olpe Runs. Coming out of COVID last year, we had only 40 participants, so this year's total was a nice improvement.

Charlotte and her Chicken House crew served up a hearty buffet of fried chicken, ham, green beans, scalloped potatoes and gravy and a salad. None of us left hungry.



(more photos on page 6)

Olpe Chicken Run

(cont. from page 5)



Triumph All British Picnic

By Ed Curry

The Kansas City Triumph Club ushered in the summer driving season on May 22nd with its annual British Car Week Picnic. The last Evite guest count for the event indicated 70 members and guests were at the scenic Black Hoof Park in Lenexa.

Our good friends in the Kansas City MG Club always join with a strong turn-out, so the car viewing was not limited just to Triumphs. I counted 24 British cars including 13 Triumphs, 10 MGs and one Austin Healey.

Attendees enjoyed hotdogs ably grilled by Bob Aguilar, Steve Peak, and Mark Gillissen, along with all the fixings and a great selection of side dishes and desserts contributed by most everyone there. Thanks to Mark and Judy Gillissen for again hauling an SUV full of picnic gear, food, and beverages to the park.

This year's British Car Week ran from May 28th – June 5th. It originated as a result of a 1997 *Road & Track* magazine article titled "Seldom Seen Cars". Its intent is to get our once popular vehicles on the road to help increase awareness of them, and in turn help keep the hobby and businesses that support our cars flourishing. Perhaps we will touch the imagination of a budding British car enthusiast who will carry on our British car hobby.

Photos by Monica Mills



(cont. on page 8)

Triumph All British Picnic

(cont. from page 7)





Membership Dues are due June 1st

We want you to keep getting our news-letters, Evites, and events schedules, so please send in your \$18 renewal check made out to KCMGCC to:

KCMGCC
 % Nancy Dannhauser, Membership Chairperson
 1454 Brompton Lane
 Raymore, MO 64083-3505

If you've already paid, please disregard this reminder.

If you have any questions, please don't hesitate to contact Nancy at 816-820-8271, or email her at nddannhauser@yahoo.com

It is also possible to pay at the Social. Please give your renewal to Monica Mills or Larry Taylor if I'm not there.

Thank you for continuing to support our club!



CRUMB Tuesday Breakfast

By Larry Taylor

On Tuesday, May 17th, 23 Triumph and MG Club members met at Roxanne's Café in Parkville for the monthly Club Retired Unemployed Members Breakfast, or CRUMB. It was a great day for a drive and the food and camaraderie was excellent.

The next CRUMB will be Tuesday, June 21st at 9:00 a.m. We will be heading south to Miss B's Café at 1006 S. Metcalf, Louisburg, KS 66053. <https://www.missbscafelouisburg.com/>. As a reminder, all members are invited to attend, even if they are not retired or unemployed. Future meetings will be on the third Tuesday of each month at 9:00 AM at various locations around the city based on member recommendations. Please contact Larry Taylor with any suggestions.



This Month in Automotive History

By Gerry Cahill

June 2, 1954 – Volvo unveils its first sports car prototype

The car was under-engineered Volvo founder Assar Gabrielsson had a fascination with new technology. In 1951 he came across a company called Glasspar, which was located in Montecito, California, that made fiberglass boats and sportscars. To introduce the material to Sweden, he struck a deal with Glasspar to design and build a sports car, while training Volvo's staff on the fiberglass manufacturing process. Back in Europe, Volvo engineers would lead the development of the new vehicle's chassis. Fast forward to this day in 1954, and the Volvo unveiled the prototype Volvo Sport P1900.

and did not perform well during internal tests. It suffered from cracking plastic, a weak frame and other issues. In any event, two more prototypes were built before Volvo announced a limited run of about 300 cars would be made for export starting in 1955. By 1957, only 68 of the cars had left the factory. At that point, new Volvo CEO Gunnar Engellau shut down production after driving one of the vehicles, stating it did not meet Volvo's quality standards. However, Engellau would use this vehicle as the basis for the iconic P1800, which debuted just four years later, though the new car featured a steel body.

June 5, 1909 – The first race at Indianapolis Motor Speedway

It's easy to assume that the first competition at the Indianapolis Motor Speedway would be a race involving automobiles, or at least motorcycles. It was not. On this day in 1909 the first competitive event at the raceway began. To catch this race, you had to look up. The event was a manned gas balloon race, in which the winner was determined by most distance covered from the take off point. Track founder Carl Fisher, a balloon enthusiast himself, was anxious to generate revenue for himself and other investors in the track. To get the money rolling he held the balloon race before completion of the automobile track.

The start of the 1909 event took place in turbulent winds, providing 40,000 spectators with a spectacular take off. Nine balloons floated up from the Speedway infield that day. More than 24 hours later, one named Universal City landed 382 miles away in Alabama, a distance that earned it the race victory.

June 8, 1948 – The first car with a Porsche badge debuts

Ferdinand Porsche, an automotive consultant, designer and engineer, debuted his first vehicle at the World's Fair in Paris in 1900. In 1936 the Nazi party recruited him to design an affordable vehicle for the German people, which evolved into Volkswagen. Following WWII, Ferdinand was arrested for war crimes and his son Ferry took over the family firm. While struggling to keep it afloat, a wealthy Italian approached Ferry, announcing his wish for a new race car. The family business went to work, creating the Type 360 Cisitalia. The car would fund Ferdinand's bail, but by then he had already approved a new project being spearheaded by his son, the 356/1 prototype. It became the first car to officially bear the Porsche name, and too its maiden voyage on this day in 1948 during its road certification.

(cont. on page 12)

This Month in Automotive History

(cont. from page 11)

June 15, 1911 – The electric starter is patented

The name Charles Kettering may not ring any bells unless you went to Kettering University in Flint, Michigan, but this US inventor is the man you can thank for your car being so easy to start. It was on this day in 1911 he filed for US Patent #1150523, the electric starting motor for the automobile.

June 19, 1966 -Ford goes 1, 2, 3 at Le Mans

When the 1966 24 Hours of Le Mans came to an end on this day in 1966 it was a Ford GT40 in first, second and third place, marking the first time an American automobile won the race. With the three MK II Fords so far out in front of the rest of the field during the last pit stop, Henry Ford II decided to stage a publicity photo at the finish line, having all three cross nearly simultaneously.

The leading #1 car driven by Ken Miles and Denny Hulme crossed the finish line next to the #2 car driven by Bruce McLaren and Chris Amon, with the #5 GT40 trailing shortly behind. The #1 and #2 cars had both completed 360 laps but the #2 car started farther back, meaning even though they tied, the #2 car covered more ground and therefore received the the first place trophy. Ken Miles, who was going for the endurance racing triple crown of Daytona, Sebring and Le Mans, was disheartened when he learned he lost the race due to a publicity stunt, saying, "I'm disappointed, of course, but what are you going to do about it."

June 30, 1953 – The first production Corvettes leave the factory

The automotive industry changed forever when the first production Chevrolet Corvette rolled out of a General Motors' assembly facility in Flint, Michigan, on this day in 1953. The Corvette, which was conceived as a dream vehicle by auto designer Harley Earl, was first introduced to the public as a prototype fiberglass bodied sports car in January of 1953 at the Waldorf Astoria Hotel in New York City during GM's annual Motorama. The response from the crowd was enough to warrant putting the vehicle into production, in highly limited numbers.

There were only 300 1953 Corvettes manufactured and each was a white convertible with red interior and a black canvas top. The hand built fiberglass body and interior hid a mild drivetrain that consisted of Chevy's Blue Flame six-cylinder, two speed Powerglide transmission and drum brakes. In 1954 production grew to 3,640, but they sold very slowly. The disappointing sales were attributed to the car's under performance, which led GM executives to consider dropping the vehicle from the Chevrolet lineup.

The introduction of the two seat Ford Thunderbird for 1955 provided Chevrolet officials with the push they needed to revamp the Corvette and keep it on the sales lot. This led to a V8 option finally becoming available in 1955. However, because there were still many unsold 1954 models sitting at dealerships, only 700 examples were built for 1955. Thankfully, sales grew right alongside available horsepower. It's late blooming success cemented the Corvette as America's sports car.

Midget Mumblings

By Steve Olson

Bumpers have been in my thoughts for a while. The so-called rubber bumpers (they were made of plastic) were considered a terrible thing when regulations in the USA first required them. And perhaps the integration to the existing body designs left a bit to be desired. I don't mind them on the Midget and they look OK on the MGB. They certainly offer a lot more protection against collisions than the chrome bumpers did. A 5 MPH thump would wad those lovely chrome bumpers into the sheet metal and have you headed straight for the body shop. The plastic bumpers easily withstand that with barely a scuff. However, they are heavy. Inside that black plastic is a rugged steel armature that seems to weigh a ton. My TR8 actually made use of that mass to counteract twisting chassis motions inherent in open top cars. The bumper can pivot around a center mounting pin and the ends are held in place by soft rubber mounts. It tends to jiggle out of sync with the rest of the car and cancel out cowl shake. At least it works that way in theory.

Modern cars all have plastic bumpers that designers have made an integral part of the body appearance. They are not very heavy and are often ruined by the slightest collision. They too have a metal bumper inside along with a big block of Styrofoam. Just a slight tap with another car or some post that jumped out in front of you will cost \$1000 or more to correct. Not sure we have made real progress.

Some folks spend a ton of money converting their later model cars back to earlier chrome bumpers. I am too thrifty for that. Some just remove the bumpers altogether but that too takes a bit of body work and paint, so is not inexpensive. Plus that leaves the car very vulnerable on the street to those who park by ear. I am not quite comfortable with that option, but if I were doing body restoration and paint again, I would probably go bumperless.

I have been considering a half measure. What if I took a spare bumper and removed the plastic cover, then lightened the metal armature? Could I possibly make one from aluminum? If so, why aren't those available in the aftermarket? Could I just cut away much of the heavy steel, leaving only enough to support the shape of the plastic? Since I don't have a plasma cutter, how many grinding discs would I use up trying? And how much weight could I remove? I saw one claim that he reduced the front from 50 to 25 pounds and the rear from 35 to 17 pounds, but that may be exaggerated. Would say 10 or 15 pounds less weight out there at the ends of the car make any noticeable difference in the handling? Could I use expanding spray foam to retain the shape of the plastic if I cut away nearly all of the metal? I hate to go to that much effort not knowing if I can do it or if the result will be worth the hassle.

UPDATE: I opened up an old spare rear bumper and using only my angle grinder. I cut maybe as much as 10 pounds without losing the shape or even much of the strength. So far, I have put in a bunch of effort for a pretty small gain. And I still have to get that bumper back together and ready to go on the car. Tune in next issue for more updates.

All Roads Lead to GT-47!

WWW.GT-47.COM



- LISTEN TO A COWBOY BAND AT A REAL CHUCKWAGON COOKOUT
- ENJOY HIGH TEA AT A HIGHFALUTIN' MANSION
- CONQUER PIKES PEAK
- TAKE ADVANTAGE OF NUMEROUS TOURS AND SIDE TRIPS TO JAW DROPPING, INSPIRING LOCATIONS
- SAMPLE LOCAL CRAFT BEER AND DISTILLED SPIRITS. REPEAT.
- VISIT COOL MUSEUMS, THE AIR FORCE ACADEMY AND THE U.S. OLYMPIC TRAINING CENTER
- BASK IN THE GLOW OF COLORADO SPRINGS, THE "LONDON OF THE WEST"

The Flying W Wrangler Ranch



June 6-10, 2022
Colorado Springs, Colorado



*FAMOUS FOR ITS SOPHISTICATION AND GENTEEL VIBE, COLORADO SPRINGS EARNED THE NICKNAME THE "LONDON OF THE WEST" IN THE 1800S. AND IT STILL MEASURES UP. TRIPADVISOR JUST RANKED COLORADO SPRINGS 7TH AMONG THE "TOP 25 EMERGING DESTINATIONS" IN THE WORLD. BEST GET HERE BEFORE THE STAMPEDE.



**New Date
New Venue**

2022 Heartland All British Car Show

**JUNE 11, 2022
9 AM - 2:30 PM**

**THE CROWN
SQUARE @ CENTER**

**New for 2022:
The Jaguar JCNA Concours D'Elegance
www.heartlandallbritish.com**





CAR SHOW

TECH SESSIONS

FUNKHANA

VALVE COVER RACING

MODEL COMPETITION

PHOTO CONTEST



THE NEXT GENERATION

WWW.MG2022.ORG



LIFT LOCK TOURS

LOCAL RALLY

SELF-DIRECTED DRIVES

PARKING LOT PARTY

SPECIAL GUEST

SPEAKER

During the summer of 1992, hundreds of MGs converged on scenic Peterborough, in the Kawartha Lakes region of Ontario, for the inaugural convention of the North American MGB Register. Thirty years later, we are going back to where it all began. Come join us June 19th to 23rd to honour our history and celebrate the future. We will have a slew of activities for enthusiasts of all ages including a car show, tech sessions, lift lock tours, funkhana, local rally, self-directed drives, a parking lot party and an awards banquet with a very special guest speaker. We look forward to seeing you in Peterborough at THE MG event of 2022!

JUNE 19 - 23, 2022



(cont. on page 14)

***** MG2022 Update – March 2022 *****

The organizing committee of MG2022 is pleased at the overwhelming response we have received thus far. As of now, we have roughly 200 participants registered. Our discounted rooms at the Holiday Inn have all sold out and we are down to less than 5 at the Best Western. We have provided a list of other accommodations on the online MG2022 registration form. If you haven't already registered, we encourage you to do so as soon as possible, some of our activities are capacity limited on a first come, first served basis and they have started to sell out. This includes our awards banquet. The main banquet room is now fully sold out, however we have just secured access to another room offering an additional 35 seats. We hope to be able to hook up a live video feed to this room, so you don't miss any of the action, including our special guest speaker, former MG employee Dr. Ian Pogson. If you want to ensure access to the activities of your choice, don't keep waiting and miss out! Register now at www.MG2022.org.

Since our last update was released, we have launched our online regalia and commemorative MGB60 beer sales. Those can be found by visiting the MG2022 website. We are very excited to feature the ability to have an MG of your choice, in the colour of your choice, stitched onto your MG2022 shirts. There is a wide array of MGs to choose from and the colour possibilities are endless. Perfect for those unique 1970s MGB colours like Limeflower or Aconite. Our MGB60 commemorative beer cans are also sure to be a hit. We have partnered with Henderson Brewing Co in Toronto to come up with a very limited edition 8 pack of MGB themed tall cans. Each can represent an iconic MGB variant and inside you will find Henderson's easy drinking Food Truck Lagered Blonde, perfect for those June temps in Southern Ontario.

Our activities calendar is jammed full of events that should satisfy MG enthusiasts of all ages and backgrounds. Whilst there are several activities that are ticketed and require an additional fee, your MG2022 registration allows you access to many non-ticketed activities such as the Meet & Greet, Tech Sessions, Rallye & Funkhana, Hagerty Driving Experience, Parking Lot Party, Car Show and more. Our ticketed activities include bus trips to local sites of interest such as Petroglyphs Provincial Park and Bobcaygeon, Lift Lock Cruises, Scottish Afternoon Teas and an off-site Barbecue dinner at Lang Pioneer Village. We really do hope that there will be something for everyone who attends MG2022.

Finally, it has now been a few years of planning and organizing, but to see everything coming to fruition makes the effort all worthwhile. We are still dealing with some restrictions from COVID, but it looks like things are indeed opening back up. For our American friends, please make sure your passports are up to date and review the latest Government of Canada Travel Guidelines at (<http://travel.gc.ca/travel-covid>). Please check these requirements often as they are constantly changing.

Registration for MG2022 closes May 31st and you will not want to miss out, so do not delay, register today!

Safety Fast!

Jeremy Holdsworth
MG2022 Vice Chair



Dillard, Georgia

Save the Date!

The Southeast British Car Festival

Dillard, Georgia

September 15-18, 2022

The Peachtree MG Registry of Atlanta presents:

A Southern British Car Weekend in the mountains of North Georgia

All marques of British cars and motorcycles are invited to participate. Self-driving tours, guided tours, wine tours, local arts and crafts, silent auction, great food and fellowship.

Hosted by The Peachtree MG Registry at:

The Dillard House Inn, Dillard, GA.

Peachtree MG Registry, Ltd is affiliated with



NAMGAR
North American MGA Register





St. Louis All British Car and Cycle Show – Best in the Midwest

2022 All British Car & Cycle Show 40th Annual Event on Saturday September 17, 2022

Well the 2021 show is over. Approximately 150 cars on the fields and images of each we captured are available on the [2021 show page](#). We hope you had a fun event and look forward to welcoming you back again in 2022. Our 2022 event is scheduled for Saturday September 17, 2022

The St. Louis All British Car and Cycle show is an annual event that has been taking place for over 30 years. The show brings out a wonderful selection of the finest classic and more modern examples of the British Automobile (car) and Motorcycle industry. Come and visit to see over 150-200 beautiful cars and perhaps re-live a few memories. The show takes place in Creve Coeur Lake park and offers a wonderful scenic setting by the lake with shade from some large trees.

We have a date – Saturday September 17, 2022 and the location will again be [Creve Coeur Lake Park – Heldman Shelter](#) ([Google Maps directions to the show site](#)) so please mark your calendars accordingly. Be sure to "like" us on [Facebook](#) and get notifications as we add information on there as well.

Online registration is closed. You can still of course register on the day of the show at the show location. You can speed up the process if you complete the offline registration form on the [registration page](#) and bring it with you.

2022 featured marques/models will be announced in due course

The featured marques and models for 2022 will be announced at a later date.

Pre-event BBQ on Friday, September 16

5:00pm-dark: Pre-Show BBQ in Creve Coeur Lake Memorial Park at Car Show location – scroll down for the location details and a map of how to get to the pre-show BBQ.

Event Sponsor remains TBD.

Grilled burgers, bratwursts, hot dogs, all the trimmings and soft drinks. Join us for an evening of food, fun, friends, and cars.

Please bring a side dish/dessert to share & chairs

2022 Schedule of Events – Saturday September 17

9:00am: [Show Field](#) Opens

9:00am-Noon: On-site registration

9:00am – 2:00pm: Swap Meet

11:00am – 1:30pm: Popular Voting

3:00pm: Awards (Please be at the pavilion at 2:30.)

Food and drinks will be available for purchase during the show.

This event wouldn't be possible without support. For details of our [2021 sponsors](#), please [click this link](#).

Location of the Event

If you need directions here's an interactive map and you can use an address of 13750 Marine Ave, St Louis, MO 63146 for your GPS if you need to. The official address of the park doesn't get you to where the show is off Marine Ave that passes through the park. Note this address is approximate because the Heldman Shelter doesn't have an exact street address. Just look for the flags and volunteers in bright yellow safety vests to guide you off of Marine Ave and into the event.



All British Car & Cycle Show Facebook Page

Follow the event via the dedicated All British Car & Cycle Show Facebook page, or, if you don't use Facebook, you can follow along on the discussions and posts by viewing the Facebook updates from our home page.





20th BRITIS in the OZARKS

ALL BRITISH CAR & CYCLE SHOW
Benefiting the ALS ASSOCIATION
"Fighting Lou Gehrig's disease"



SPONSORED BY
**BRITISH IRON TOURING CLUB OF
NORTHWEST ARKANSAS**

University of Arkansas Agripark
Fayetteville, Arkansas

September 22 –24, 2022

Thursday, Sept 22
Driving Tour

Friday, Sept 23
Driving Tour
Parking Lot Party

Saturday, Sept 24
Car Show
Banquet

SPECIAL GUEST
Richard Lentinello
Publisher of Crankshaft Magazine

Car Display • People's Choice Judging • Concessions Available

Host Hotel
Holiday Inn Convention Center of Northwest Arkansas
I-49 and Highway 412, Springdale, AR

FOR REGISTRATION INFORMATION CONTACT
BILL WATKINS OR **DOUG SCHRANTZ**
479-636-2168 479-531-2783
www.Britishironnwa.org dougschranzt@gmail.com



LOANER LIBRARY

By Rick Mills

Our club had a number of books donated to us and they are available to check out for you to read/refresh your knowledge. We will keep track when they are checked out and returned for the next person to borrow. Also, if you have some useful books you are no longer using or need and would like to donate them so others can use them, please bring them to the next Social and we will put them in the "Library". Please email me (rickmonica@kc.rr.com) and let me know which book you would like to borrow and I will bring it to the next Social or pick them up at my house.

1. MGA Restoration Guide, Malcom Green, 1985
2. MGA Workshop Manual, MG Car Company Ltd., 1958 (two books—one hardbound/one paperback)
3. BMC and Leyland B-series Engine Data, Lindsay Porter, 1985
4. MGA, A History & Restoration Guide, Robert P. Vitrikas, 1980
5. MGA Owner's Information & Technical Guide, Todd A. Clark,
6. Auto Restoration, from Junker to Jewel, Burt Mills, 1980
7. MGA, 1500, 1600, Twin Cam, Osprey AutoHistory, F. Wilson McComb, 1983
8. MG, The Book of the Car, Anders Ditlev Clausager, 1982
9. M.G., Great Marques Picture Book, Chris Harvey, 1985
10. Tune Up Your...MGA • MG-TD • MG-TF Sports Car, S. Russell Howe, 1962
11. MGA & MGB Shop Manual, 1956-1979, Clymer Publications, 1980
12. Guide to Purchase & D.I.Y. Restoration of the MGB (w/MGC & MGB V8), Lindsay Porter, 1985



2022 CLUB CALENDAR OF UPCOMING EVENTS

<p>June 2022</p> <p>14th, Social, Pegah’s Lenexa 21st, Crumb Tuesday Breakfast, Miss B’s Café 22nd, Kactus Creek Croquet, Larry Taylor</p> <p>July 2022</p> <p>5th, Officers Meeting 12th, Social, Pegah’s Lenexa 16th, Boulevard Drive-In Night, Rollerts 19th, Crumb Tuesday Breakfast, Location TBD</p>	<p>August 2022</p> <p>9th, Social, Pegah’s Lenexa 16th, Crumb Tuesday Breakfast, Location TBD ? , Fun with Jim & Elaine Hager</p>
---	--

The Club uses Evite to notify members of upcoming events and to provide the host with the feedback to properly plan the event based on the number of people attending. You can set up an Evite account by going to <https://www.evite.com/register?next> entering your email address, a password, and your name, gender, and ZIP code. You can then check the status of the events you have been invited to or change your RSVP at any time by logging in to your account. Phone apps are also available from your app store.



**** KCMGCC 2022 Monthly Social ****

We will be having our Socials again at Pegah’s Family Restaurant.
 Private room has social-distanced tables. Please RSVP to the Evite.

Please join us Tuesday, June 14th for this month’s event:
 12122 W. 87th St. Pkwy., Lenexa, KS 66215
 Meeting starts at 7:00 P.M.; come early and enjoy some great food.

KCMGCC 2022 Calendar	Not KCMGCC Events				Joint MG/TR Events			
May 31, 2022								2023
EVENT	JUN	JUL	AUG	SEP	OCT	NOV	DEC	JAN
40th Anniversary of KCMGCC					2			
<i>British Invasion, Stowe VT</i>				9-11				
<i>Brits in Ozarks, Fayetteville AR</i>				24				
Chili Cook-Off				TBD				
Christmas Party, Elect Officers							3	
Croquet at Kactus Creek	22							
Crumb Tuesday Breakfast	21	19	16	20	18	15	20	17
<i>Dancing w/Cars Auto Museum</i>					TBD			
Drive-In Night, Blvd Drive-In		16						
FAT Run					22-23			
Fun with Jim & Elaine Hager			TBD					
Garnett Track Day Picnic					8			
<i>Great Car Show, WWM Memorial</i>		17						
Guy Fawkes Bonfire						5		
<i>Heartland KC All British</i>	11							
<i>MG Int'l, Peterborough, Ontario</i>	14-17							
NAMGAR, Colorado Springs	6-11							
MOWOG, Calendar Planning								11
Officers Meetings		5			4			3
Scavenger Hunt, Photo				10				
Socials, 2nd Tues	14	12	9	13	11	8	None	10
<i>St Louis All Brit</i>				17				
TR, Fall Foliage Tour					29			
<i>TR, VTR Nat'l, Galena, IL</i>		29--1						
TR, West Bottoms Antiques					TBD			



MEMBERSHIP STATUS

Welcome new members:

Tom & Karen Sim who live in Topeka, KS and own a '66 MGB.

We have 114 members.

Club Member advertisements

FOREIGN CAR ENTERPRISE



CRAIG VAUGHAN
FORCARENT@AOL.COM

2342 HOLLY
KANSAS CITY, MO 64108

(816) 471-6687

MG's Repaired with Care

Open to providing assistance to you or doing the work for you. Low cost, high standards, well equipped facility, knowledgeable in what it takes to maintain your car. Specializing in T-Series, MGA, and MGB models. Other makes and models call to discuss.

Contact: Robin Camblin 816-795-9628
 or email rcamblin@att.net



Defensive Handgun Enterprises



Tactical Pistol training & MO CCW Classes

7204 NW Ironwood St.
 Kansas City, MO 64152

Tom Berry
 Owner & Instructor

816-835-8262

U.S. Law Shield
 Firearms Legal Defense Program

www.DefensiveHandgunEnterprises.com

HICKS BRITISH



CAR PARTS

hicksbritishcarparts.com

Mike Hicks Phone: 913.980.9292
Email: hrepair@yahoo.com

Service & Repair
Major Mechanical
Performance Tuning
Engine Management
Reliability Upgrades
Convertible Top
Interior
Total Restoration



Gary Gumminger
12804 Locust St
Kansas City, MO 64145
816-210-8970
gummball1@gmail.com

816-210-8970

Local Used MGB Parts

Now that Victoria British has left KC, it's less convenient to get MGB parts. I have collected a lot of used parts over the years and am making them available for very reasonable prices. If a used part for your 68-80 MGB will do, give me a call or drop me an email. This is not my profession, just trying to keep them on the road. Maybe you can save on price, shipping, tax and time. I'm a club member and live in KC North.



Dave Dobbins
816 510 2920
Satyr62@yahoo.com

CLASSIC-FIEDS

For Sale: 1977 MGB. This vehicle is in good condition overall and completely operable. The exterior paint and trim are presentable. Recently installed a new fuel pump and carburetor. We have owned it since 2007. Always garaged. 42,100 original miles. Less than 1,000 miles on new tires. Asking \$15,000. If you have any other questions, call or text me, Moe Pelletier, 913-727-2304, moe.pelletier.sr@gmail.com. (06/22)



For Sale or Trade for MGA Owners: I have several new bronze and steel freeze plugs and I need side curtains for my 1961 MGA 1600. Please call Gary Plowman, 816-796-3199, or email: plowphoto@aol.com for more information. (11/21)





"This tool gives the classic car owner the freedom to go to virtually any tyre centre/garage and accurately have your wheels balanced. The set has the three most commonly used spindle sizes on dynamic balancing: 36mm, 38mm, and 40mm. It has cup sizes to fit 42mm and 52mm centre lock wheels."

The club provides the ad space and I'll donate 50% of the rental proceeds back to the club. \$20 rental fee per car (4-5 wheels). Gary Gumminger, gumbball1@gmail.com.

CLASSIC-FIEDS

(cont. from page 25)

For Sale: 1976 MGB. White with black top/interior, 124,252mi. Original owner; always garaged. Driven daily until 2013. Parked due to structural rust concerns in floors and rocker. Original paint; well maintained with receipts and manual. Weber DGV. Newer tires, top, and dash in very good condition. Not running. Need major rust work, seat covers, carpeting, misc. Great car for restoration project or parts car. KCMGCC member; downsizing forces sale. \$1,000.00 OBO. Contact Nancy Wilson, 913-909-0518(C) or wilsonrny@yahoo.com. (03/22)



CLASSIC-FIEDS*(cont. from page 26)*

For Sale: A complete set of H4 SU's that I had been running on my MGA Coupe. Over the winter, I built another set so I could polish the manifold, float bowls, and suction chambers. This setup was performing fine on my coupe when I took them off. Call Tom Berry, 816-835-8262; interested parties can phone or text me to discuss pricing. Asking \$600. (3/22)



For Club Members to Borrow: I have built this engine stand to run engines on and is available to any club member who will return it in as good a shape as it was when they borrowed it. Photo is with an MG engine on it. Call me at 816-835-8262. Tom Berry. (1/21)



For Sale: An early MGB complete rear end. 11/43 gears. Ideal for converting an MGA to a higher 3.9 gear rear end. Asking \$300. Call Tom Berry, 816-835-8262 or email: tberry2@gmail.com. (3/21)





North American MGB Register

The only MEMBER-RUN organization for MGB, MGC, Midget, 1100/1300 and Post Abingdon Car owners.

ANNUAL MEMBERSHIP \$30 (\$45 overseas)

- *Dash plaque • Membership card • Window decal*
- *Six bi-monthly issues of The MG Driver, a 68-page informative magazine.*
- *Annual national convention – a four-day MG party!*

North American MGB Register

PO BOX 876 • Downers Grove, IL 60515-0876

Toll-free phone: 800-NAMGBR-1
www.namgbr.org



british**sportscar**life.com

Your Car ... Your Story



North American MGB Register
P.O. Box 55, Whittington, H 62897-0055
1800-626-4271 • www.namgbr.org

Robert Rushing

Editor—MGB DRIVER Magazine
mgstime@swbell.net — (314) 614-4671



Scott St. Clair, Owner
ASE Certified Master Technician
816.229.2886
fax 816.229.9395
www.scottsautoexpress.com

Complete Automotive Repair - Foreign & Domestic

AC Service/Repair	Tune-ups	Steering/Suspension	Diagnostics
Brakes	Engine/Transmission Replacement	Scheduled Maintenance	Electrical

GET YOUR FREE LISTING TODAY!



- Step One:** Go to BritishCarClassifieds.com
- Step Two:** Create Your Account
- Step Three:** Click the "SELL A CAR" Link and Select "Gold Plan"
- Step Four:** Enter Coupon Code: *mass* on the Checkout Screen
- Step Five:** Click "Apply" then "Next Step" to Launch Your Free Listing

Your listing will run for as long as it takes to sell your car.
We deal exclusively with British cars, so your ad is sure to be seen by the right audience.

Register Your MGA With NAMGAR!



Join over 2,000 enthusiastic owners in the restoration, preservation, and sheer enjoyment of driving an MGA, Magnette, or variant of this noble breed. You'll receive six bi-monthly issues of MGA!, our full-color, award winning magazine, invitations to National and Regional Get-Togethers throughout the U.S. and Canada, plus a knowledge base and support group second to none. All this for just \$37.50 per year (North America), or \$52.50 (International). **Get more information at <http://www.namgar.com>, or contact registrar@namgar.com.**





Looking for a good read? **Pick up a classic.**

VISIT MOSSMOTORS.COM TO RECEIVE A FREE CATALOG.



800-667-7872



MossMotors.com



Abingdon Spares



Since 1968 • Knowledgeable staff • Same day shipping • Best prices!

**Quality New & Used Parts for
MG T-Types and MGB**

Everything you need to keep your MG on the road.

800-225-0251

www.abingdonspares.com

**** ARTICLES NEEDED ****

We need articles for the newsletter!
Please submit anything you would like to share with members to
rickmonica@kc.rr.com.

Cost to place an ad in the “Classic-fied” section with/without pictures is free to KCMGCC members and \$5 for non-members. Ads will run for a period of 4 months and can be canceled at any time by the submitter. Ads should be submitted to:

rickmonica@kc.rr.com

or

membership@kcmgcc.com

Costs to Business Advertise

Ads run for one year (June-through following May). Cost is:

Ad Size	Cost for KCMGCC Members	Cost for Non KCMGCC Members
Business-card Size Ads	Free	\$18
1/4 page Ads	Free	\$25
1/2 page Ads	\$25	\$50
Link to Business from KCMGCC Web Site	Free	\$5

Ads must include artwork, and whether they want a link to their business with their website address. and be sent to membership@KCMGCC.com



Regalia

(cont. on page 32)

Please Note: Prices do not include shipping & handling for mailing to out-of-town members. You can pick up Regalia at any local event or when you are in town.



Still Dripping T-Shirts

This is the awesome "still dripping" design that we all love on a grey pocketed t-shirt, currently only available in medium for **\$9.00 each**.



Windshield Sticker

Our nifty Club will provide all members with an equally nifty windshield sticker for one of your cars. This sticker is placed on the inside of the windshield to proudly display your club affiliation wherever you go! If you need more of these windshield stickers in your life than the one that is provided, it will be **\$1.00 each**.



Grille Badge

I don't know if there is a better way to show off your club affiliation than with these grille badges, plus the wives will love the bling it adds to the car! These grille badges are 3.5" in diameter and feature a 2 stud horizontal mounting system (with the studs and nuts included). We had them made in bulk to keep the price down and are passing the savings along to the members, so you can get one for just **\$30**.



Coozie (new lower price)

Who doesn't love a cold drink? Well, the only way to make one better is to wrap it in this black coozie embellished with our great club's logo custom made to order for only **\$5**.



Lapel Pins

This pin gives a distinguished look to anything you choose to stick it to, while displaying your club affiliation eminently for **\$1 ea.**

Oil Change Windshield Sticker: \$1

These are a great looking and a functional way to keep track of your oil changes.



Name Badges: This is free to all club members! You have the option to have a picture of your car on this badge or not, that is completely up to you. The only catch is you have to provide a picture if that is what you want.

For any comments or requests please contact either Chris or Peyton, your friendly neighborhood regalia officers.

-Chris (816)835-8559 schwamotorsports@icloud.com or -Peyton (660)281-8020 schwamotorsports@icloud.com



Regalia

(cont. from page 31)

Please Note: Prices do not include shipping & handling for mailing to out-of-town members. You can pick up Regalia at any local event or when you are in town.



Small

Wall Art: \$20/Small; \$50/Large

I hate it when I feel my walls are too bare. If you ever feel that way, you are in luck! Because these pieces fix that issue quick! You can get these customized with different colors or just as the bare metal.



Large



Bottle Cap Magnets

\$3 ea or buy 4 get 1 free (woohoo!)
These are the best ways to jazz up your fridge! You can get these customized with different colors.

Bottle Cap Necklaces: \$10

This makes a great gift. It combines a few things that you both love altogether into one unique gift. You can get these customized with different colors.



KCMGCC Club T-Shirts: \$15

What better way to display love and support for your club? You can get these customized and choose from different shirt or vinyl colors.



Ornaments: \$7 - \$10

Are you stuck on an idea to surprise your wife for Christmas? Well, this is guaranteed to do the trick. You can get these customized with different colors or just as the bare metal.

Keychain: \$7 - \$10

This keychain upgrade will make your car drive faster. You can get these customized with different colors or just as the bare metal.



Join the Kansas City MG Car Club Today

IT IS A REAL BARGAIN AT \$18 PER YEAR. YOU GET ALL OF THE FOLLOWING:

Monthly Newsletters	Car Shows	New Friends	Rallies & Driving Tours
Spare Parts	Cars for Sale	Advice	Monthly Activities
Tech Sessions	Free Ads	Technical Tips	Discounts on Parts

Name: _____ Spouse/Significant Other: _____

Address: _____

City: _____ State: _____ Zip Code: _____

Cars (Year, Make, Model): _____

We must have an email address as we do an electronic newsletter and send out electronic invitations.

Email Address: _____ Phone or
Cell Phone: _____

2nd Email Address: _____ Phone or
Cell Phone: _____

Please list any other British clubs or registries you are a member of: _____

Are you a member of NAMGBR? _____ Are you a member of NAMGAR? _____

Do you want your telephone number and email address listed on the club roster? Yes ___ No ___

Mail completed application and dues/checks made out to KCMGCC and mail to:

KCMGCC
% Nancy Dannhauser
1454 Brompton Lane
Raymore, MO 64083-3505



All dues are due in June. Dues for **new members only** are pro-rated throughout the year as follows:
June \$18, July \$16.50, August \$15, September \$13.50, October \$12, November \$10.50,
December \$9, January \$7.50, February \$6, March \$4.50, April \$3.